



[Especialistas en Encendido Eléctrico Automotriz y de Maquinaria Pesada]

<https://grautopartes.com.pe/>

VOLTEC

AS

Alternators, Starters & Parts

SKIND

VENTA Y DISTRIBUCIÓN AL POR MAYOR A NIVEL NACIONAL

CATÁLOGO OCTUBRE 2023

Alternadores | Arrancadores



ALTERNADOR AUTOMOTRIZ

SISTEMA BOSCH	04
SISTEMA CHINO – DELCO	05
SISTEMA HITACHI	05
SISTEMA MAGNETI MARELLI	06
SISTEMA MITSUBISHI	06
SISTEMA NIPPON DENSO	07
SISTEMA VALEO	10



ALTERNADOR CAMIONES Y LINEA AMARILLA

SISTEMA BOSCH	12
SISTEMA CHINO	15
SISTEMA DELCO REMY	16
SISTEMA HITACHI	17
SISTEMA ISKRA	18
SISTEMA LUCAS	18
SISTEMA MITSUBISHI	18
SISTEMA NIPPON DENSO	21
SISTEMA PRESTOLITE	22
SISTEMA SAWAFUJI	22
SISTEMA VALEO	22





ARRANCADOR AUTOMOTRIZ

SISTEMA BOSCH	24
SISTEMA CHINO	25
SISTEMA DELCO REMY	26
SISTEMA HITACHI	28
SISTEMA MITSUBA – MITSUBISHI	28
SISTEMA NIPPON DENSO	31
SISTEMA VALEO	34

ARRANCADOR CAMIONES Y LINEA AMARILLA

SISTEMA BOSCH	40
SISTEMA CHINO	42
SISTEMA DELCO REMY	43
SISTEMA HITACHI	45
SISTEMA ISKRA	46
SISTEMA LUCAS – MAGNETI MARELLI	48
SISTEMA MITSUBISHI	48
SISTEMA NIPPON DENSO	52
SISTEMA PRESTOLITE	54
SISTEMA SAWAFUJI	54



C	S	FOTO REFERENCIAL	DESCRIPCIÓN	APLICACIÓN
120469601	BOSCH		ALTERNADOR VOLKSWAGEN JETTA 12V 90A 1PK (HEB)	AUDI 100 1.8 C3 44 1982-1990 AUDI 100 1.8 QUATTRO C3 44 1985-1990 AUDI 100 1.9 C3 44 WH 1982-1984 AUDI 100 2.0 C3 44 1984-1990 AUDI 100 2.0 C3 44 1990-1991 AUDI 100 2.0 C4 4A AAD AAE 1991-1994 AUDI 100 2.0 D C3 44 CN 1988-1990 AUDI 100 2.0 E QUATTRO C4 4A AAD 1991-1992 AUDI 100 2.0 TD C3 44 DE 1983-1985 AUDI 100 2.2 C3 44 KZ KU 1984-1988 AUDI 100 2.2 5E C3 44 WU KF 1982-1984 AUDI 100 2.2 E QUATTRO C3 44 MC PX 1985-1989 AUDI 100 2.2 TURBO QUATTRO C3 44 MC 1986-1989 AUDI 100 2.3 E C3 44 NF 1986-1987 AUDI 100 2.3 QUATTRO C3 44 AAR 1990-1991 AUDI 200 2.1 C3 WC 1983-1984 AUDI 200 2.2 C3 KU 1984-1985 AUDI 80 1.4 B3 8A SE 1987-1991 AUDI 80 1.6 B2 1981-1985 AUDI 80 1.6 B3 8A RN 1986-1992 AUDI 80 1.6 B3 8A ABB 1990-1991 AUDI 80 1.8 B3 8A 1984-1991 AUDI 80 1.8 E QUATTRO B3 8A NE SD DZ 1986-1991 AUDI 80 1.8 GTE QUATTRO B2 DZ PV 1985-1987 AUDI 80 1.8 QUATTRO B3 8A 1984-1991 AUDI 80 1.9 E B3 8A SD 1987-
VT-AG-121P	BOSCH		ALTERNADOR TOYOTA COROLLA AVENSIS 4ZZ BOSCH 12V 80A 6PK (VOLTEC PREMIUM)	TOYOTA AVENSIS 1.6 VVT-I T25 2003-2008; TOYOTA AVENSIS 1.6 VVT-I T22 2000-2003; TOYOTA AVENSIS 1.8; 1ZZ-FE
A01-0515R	BOSCH		ALTERNADOR TOYOTA COROLLA AVENSIS 4ZZ DENSO 12V 80A 6PK (SKIND)	TOYOTA AVENSIS 1.6 VVT-I T25 2003-2008; TOYOTA AVENSIS 1.6 VVT-I T22 2000-2003; TOYOTA AVENSIS 1.8; 1ZZ-FE
VT-AP-107P	BOSCH		ALTERNADOR TOYOTA 1GD 2GD BOSCH 12V 90A 7PK (VOLTEC PREMIUM)	TOYOTA HILUX 2016
A0793S	BOSCH		ALTERNADOR NISSAN NAVARA NP300 12V 120A 7PK (AS)	NISSAN NAVARA (D23) 2014-NISSAN NAVARA
A0588S	BOSCH		ALTERNADOR MAZDA BT-50 FORD RANGER 12V 110A 7PK (AS) 2P	
A0556S	BOSCH		ALTERNADOR VOLKSWAGEN ESCARABAJO 12V 55A S/P (AS)	VOLKSWAGEN 1300 1.3 1974-1975/ VOLKSWAGEN 1303 1.6 1974-1979 1584CCM AD / VOLKSWAGEN TRANSPORTER T2 1.6 1974-1979
VT-AG-124E	BOSCH		ALTERNADOR VOLKSWAGEN ESCARABAJO 12V 55A S/P (VOLTEC)	VOLKSWAGEN 1300 1.3 1974-1975/ VOLKSWAGEN 1303 1.6 1974-1979 1584CCM AD / VOLKSWAGEN TRANSPORTER T2 1.6 1974-1979
VT-AP-188E	CHINO		ALTERNADOR JAC J2 J3 12V 85A 5PK 4P (VOLTEC)	



C	S	FOTO REFERENCIAL	DESCRIPCIÓN	APLICACIÓN
A01-4278R	CHINO		ALTERNADOR DONG FENG GLORY 12V 45A 8PK (SKIND) 	DONG FENG GLORY
A01-1142R	DELCO REMY		ALTERNADOR CHEVROLET OPTRA 12V 85A 6PK 2P (SKIND) 2P 	CHEVROLET LACETTI 1.4 [F14D3] 01.2005- CHEVROLET LACETTI 1.6 [F16D3] 01.2005- CHEVROLET NUBIRA 1.6 [F16D3] 01.2005- CHEVROLET NUBIRA 1.8 [F18D3] 01.2005- CHEVROLET AVEO 1.6L L4 2004-2008; DAEWOO KALOS 1.2L 2003; DAEWOO KALOS 1.4L 2003; DAEWOO KALOS 1.4L D
VT-AP-106P	DELCO REMY		ALTERNADOR SSANG YONG REXTON 12V 75A (VOLTEC PREMIUM) 	KORANDO 2.2 DIESEL 4WD, KORANDO 2.9 TD, KYRON 2.3 TDIC 4WD, MUSSO 2.0 4WD, MUSSO 2.3 TDIC 4X4
VT-AG-137P	DELCO REMY		ALTERNADOR CHERY QQ 12V 50A 1PK (VOLTEC PREMIUM) 	DAEWOO TICO 1991-1997 CHEVROLET AVEO (T250, T255) CHEVROLET AVEO (T250, T255) CHEVROLET KALOS CHEVROLET MATIZ (M200, M250) CHEVROLET SPARK DAEWOO KALOS (KLAS) DAEWOO MATIZ (KLYA) PEUGEOT 307 BREAK (3E)
01-A0026R	HITACHI		ALTERNADOR NISSAN FRONTIER NAVARA D40 12V 110A 6PK (SKIND) 	NISSAN FRONTIER (D40) 2.5L (2004 +)
VT-AG-144E	HITACHI		ALTERNADOR NISSAN ALTIMA STANZA KA24DE 12V 80A 6PK 2P (VOLTEC) 	NISSAN ALTIMA 1994-1997 GLE, GXE, SE, XE 4 CILINDROS 2.4L KA24DE// NISSAN STANZA 1994- 1997 GLE, GXE, SE, XE 4 CILINDROS 2.4L KA24DE
VT-AP-109P	HITACHI		ALTERNADOR NISSAN NAVARA MOTOR YD25 2.5TD 12V 90A 1PK (VOLTEC PREMIUM) 	NISSAN KING CAB 2.5 TD 4WD D22 2001- 2488CCM YD25 // NISSAN PICK UP 2.5 DI 4WD D22 2001- 2488CCM YD25 // NISSAN NAVARA 2.5 DI YD25D(DT) // NISSAN PATROL 2.8
A2023(P)	HITACHI		ALTERNADOR NISSAN PATROL NAVARA ZD30 12V 90A 7PK (AS) 	
01-A0008R	HITACHI		ALTERNADOR NISSAN SENTRA ZD30 12V 100A 6PK (SKIND) 	NISSAN SENTRA GA13, GA15, QG15, QG13, QG18DE



C	S	FOTO REFERENCIAL	DESCRIPCIÓN	APLICACIÓN
A2014	HITACHI		ALTERNADOR NISSAN TD27 12V 70A 2PK (AS) 	NISSAN TERRANO I 2.7 TD WD21 1987-1993 2664CCM TD27/ NISSAN TERRANO II 2.7 TD R20 1993-1996 2664CCM TD27T NISSAN KING VAN 2.3 DIESEL (E24)[TD23] 02.1987-12.1988 NISSAN KING VAN 2.5 TD (E24)[TD25] 12.1988-07.1994 NISSAN TERANO 2.7 TD (R20)[TD27T] 02.1993-05.1996 NISSAN URVAN 2.3 DIESEL (E24)[TD23] 02.1987-05.1997 NISSAN URVAN 2.5 DIESEL (E24)[TD25] 12.1988-05.1997 NISSAN URVAN 2.5 DIESEL (E24L)[TD25] 12.1988-09.1993
A9215(LETRIKA)	MAGENTTI MARELLI		ALTERNADOR FIAT LOMBARDINI 12V 45A 1PK (MAHLE LETRIKA) 	AGROMEHANIKA AGT AGT 850 KDI 250 4H HITTNER ECOTRAC ECOTRAC 30 LOMBARDINI 9LD 625-2; 21KW HITTNER ECOTRAC ECOTRAC 35/40 LOMBARDINI LDW1603; 30KW LOMBARDINI LDW LDW 1603M 40HK LOMBARDINI LDW LDW 1603M/SD 40HK LOMBARDINI LDW LDW 1503/2004 LDW 1503/2004 LOMBARDINI LDW LDW 502/602 LDW 502/602 LOMBARDINI LDW LDW 1603 3 CILINDROS, 30 KW STEINER TRACTOR TRACTOR 440-40KO CH1000, 2 CILINDROS; TRACTOR STEINER DE 40HP TRACTOR 440-34KO CH904, 2 CILINDROS; 34HP
A9215	MAGENTTI MARELLI		ALTERNADOR FIAT LOMBARDINI 12V 45A 1PK (AS) 	AGROMEHANIKA AGT AGT 850 KDI 250 4H HITTNER ECOTRAC ECOTRAC 30 LOMBARDINI 9LD 625-2; 21KW HITTNER ECOTRAC ECOTRAC 35/40 LOMBARDINI LDW1603; 30KW LOMBARDINI LDW LDW 1603M 40HK LOMBARDINI LDW LDW 1603M/SD 40HK LOMBARDINI LDW LDW 1503/2004 LDW 1503/2004 LOMBARDINI LDW LDW 502/602 LDW 502/602 LOMBARDINI LDW LDW 1603 3 CILINDROS, 30 KW STEINER TRACTOR TRACTOR 440-40KO CH1000, 2 CILINDROS; TRACTOR STEINER DE 40HP TRACTOR 440-34KO CH904, 2 CILINDROS; 34HP
VT-AG-109E	MITSUBISHI		ALTERNADOR HYUNDAI EXCEL ANTIGUO 12V 55A 4PK (VOLTEC) 	MITSUBISHI COLT II 1.2 C1 1983-1986 1198CCM 4G16/ MITSUBISHI COLT II 1.5 C1 1983-1986 1468CCM 4G15/ MITSUBISHI LANCER II 1.5 A17.. 1983-1986 1468CCM 4G15/ MITSUBISHI LANCER III 1.2 C1 C3 C6 C7 1984-1986 1198CCM 4G16/ MITSUBISHI LANCER III 1.8 4X4 C1 C3 C6 C7 1986-1990 1755CCM 4G37/ MITSUBISHI SPACE WAGON I 1.8 D0 1985-1987 1755CCM 4G37/ MITSUBISHI TREDIA 1.5 A21 1984-1987 1468CCM 4G15/ MITSUBISHI TREDIA 1.6 A21 1984-1987 1597CCM 4G32
VT-AG-128E	MITSUBISHI		ALTERNADOR NISSAN VERSA 12V 90A 6PK (VOLTEC) 	NISSAN MARCH (K13) 2011- / NISSAN TIIDA 2007-
A01-1894R	MITSUBISHI		ALTERNADOR MITSUBISHI MONTERO 12V 75A 5PK (SKIND) 	MITSUBISHI PAJERO I 3.0 V6 L04 L14 1988-1990 2972CCM 6G72/ MITSUBISHI PAJERO II 3.0 V6 V2 V3 V4 1990-1994 2972CCM 6G72
A5006	MITSUBISHI		ALTERNADOR MITSUBISHI L200 HYUNDAI PORTER 4D56 12V 60A 1PK (AS) 	MITSUBISHI L 200 2.5 DIESEL (K14T)[4D56] 11.1986-08.1996 MITSUBISHI L 200 2.5 DIESEL 4WD (K24.34T)[4D56] 12.1987-05.1993 MITSUBISHI L 200 2.5 TD 4WD [4D56T] 11.1992-08.1996 MITSUBISHI L 300 2.5 DIESEL (P05V,W,15V)[4D56] 11.1986-10.1988 MITSUBISHI L 300 2.5 DIESEL (P05V,P05W,P15V)[4D56] 11.1986-10.1988 MITSUBISHI L 300 2.5 DIESEL [4D56] 11.1986-05.1994 MITSUBISHI PAJERO 2.5 TD (L044G)[4D56T] 05.1986-11.1990 MITSUBISHI PAJERO 2.5 TD (L049G)[4D56T] 05.1986-06.1991 MITSUBISHI SHOGUN 2.5 TD (P25W)[4D56] 06.1986-11.1988
A5055	MITSUBISHI		ALTERNADOR NISSAN NAVARA YD25 MODERNO 12V 130A 7PK (AS) 	
VT-AP-102E	MITSUBISHI		ALTERNADOR NISSAN NAVARA YD22 12V 90A 2PK (VOLTEC) 	NISSAN KING CAB 2.5 TD 4WD D22 2001- 2488CCM YD25 // NISSAN PICK UP 2.5 DI 4WD D22 2001- 2488CCM YD25 // NISSAN NAVARA 2.5 DI YD25D(DTI) // NISSAN PATROL 2.8



C	S	FOTO REFERENCIAL	DESCRIPCIÓN	APLICACIÓN
01-A0013R	MITSUBISHI		ALTERNADOR NISSAN NAVARA YD22 12V 90A 2PK (SKIND) 	NISSAN KING CAB 2.5 TD 4WD D22 2001- 2488CCM YD25 // NISSAN PICK UP 2.5 DI 4WD D22 2001- 2488CCM YD25 // NISSAN NAVARA 2.5 DI YD25(DTI) // NISSAN PATROL 2.8
VT-AP-112E	MITSUBISHI		ALTERNADOR NISSAN FRONTIER KA24 D22 12V 70A 1PK (VOLTEC) 	NISSAN PICK UP 2.4 D22 2002- 2389CCM KA24DE HARDBODY
VT-AP-178P	MITSUBISHI		ALTERNADOR MITSUBISHI TRITON L200 MODERNO 12V 95A 6PK (VOLTEC PREMIUM) 	MITSUBISHI L 200 (KB_T... KA_T) 2.5 DI-D 4WD (KB4T) 05-? 4D56 HP100 KW / 136 LS 2477SM3 CAMIONETA DIESEL MITSUBISHI L 200 (KB_T, KA_T) 2.5 DI-D 4WD (KB4T) 10-? 4D56 HP 131 KV / 178 LS 2477SM3 CAMIONETA DIESEL MITSUBISHI TRITON (KB_T, KA_T) 2.5 DI-D 4WD (KB4T) 05-? 4D56 HP 100 KW / 136 LS 2477SM3 CAMIONETA DIESEL MITSUBISHI TRITON (KB_T, KA_T) 2.5 DI-D 4WD (KB4T) 10-? 4D56 HP 131 KV / 178 LS 2477SM3 CAMIONETA DIESEL CAMIONETA MITSUBISHI TRITON (KB_T, KA_T, ML, MN) 2.5 DI-D 4WD (KB4T) 05-? 4D56 HP 100 KW / 136 LS 2477SM3 CAMIONETA DIESEL CAMIONETA MITSUBISHI TRITON (KB_T, KA_T, ML, MN) 2.5 DI-D 4WD (KB4T) 10-? CAMIONETA DIESEL 4D56 HP 131 KV / 178 LS 2477SM3
VT-AP-113P	MITSUBISHI		ALTERNADOR MITSUBISHI NATIVA PAJERO S/VACIO 12V 90A 2PK (VOLTEC PREMIUM) 	MITSUBISHI L200 3.2 2008- MITSUBISHI PAJERO 3.2 2008- MITSUBISHI L200, KB71, KB8T MITSUBISHI NATIVA, KH8W MITSUBISHI PAJERO SPORT, KH8W [4M40], [4M41]
VT-AP-101E	MITSUBISHI		ALTERNADOR NISSAN URVAN 12V 90A 7PK (VOLTEC) 	NISSAN URVAN E25 [QR25DE] 2001-2012 / NISSAN ATLAS 2007
A01-2332N	MITSUBISHI		ALTERNADOR MAZDA 3 6 CX5 12V 100A 6PK (SKIND) 	MAZDA 3 2.0 [PEY7] 01.2013- MAZDA 3 2.5 01.2014- MAZDA 6 2.0 [PEY7] 01.2013- MAZDA 6 2.5 [PYY1] 01.2013- MAZDA CX-5 2.0 [PE-VPS] 01.2012- MAZDA CX [-5 02] - MAZDA CX-5 2.0 [PEY5] 01.2012- MAZDA CX-5 2.0 [PEY6] 01.2012- MAZDA CX-5 2.0 [PEY7] 01.2012- MAZDA
VT-AG-106E	NIPPON DENSO		ALTERNADOR TOYOTA TERCEL 2E 5E 12V 60A 4PK (VOLTEC) 	TOYOTA PASEO 1.5 EL54 1996-1999 1497CCM 5E-FE
VT-AP-105E	NIPPON DENSO		ALTERNADOR TOYOTA 3C LAND CRUISER PRADO 12V 55A 2PK (VOLTEC) 	TOYOTA LAND CRUISER 3C
A01-2351R	NIPPON DENSO		ALTERNADOR TOYOTA RUSH DAIHATSU TERIOS 12V 70A 6PK (SKIND) 	DAIHATSU COPEN 1.3 M4 2006- K3-VE / DAIHATSU MATERIA 1.3 M4 2006- K3-VE / DAIHATSU SIRION II 1.3 M3 2005- K3-VE / DAIHATSU SIRION II 1.3 4WD M3 2005- K3-VE / DAIHATSU TERIOS II 1.3 J2 2005- K3-VE / DAIHATSU TERIOS II 1.3 4WD J2 2005- K3-VE / TOYOTA RUSH 1.5 J200 2006- 3S2-VE 80AMP /



C	S	FOTO REFERENCIAL	DESCRIPCIÓN	APLICACIÓN
VT-AG-140E	NIPPON DENSO		ALTERNADOR TOYOTA RUSH DAIHATSU TERIOS 12V 70A 6PK (VOLTEC) 3P VOLTEC	DAIHATSU COPEN 1.3 2006- K3-VE / DAIHATSU MATERIA 1.3 M4 2006- K3-VE / DAIHATSU SIRION II 1.3 M3 2005- K3-VE / DAIHATSU SIRION II 1.3 4WD M3 2005- K3-VE / DAIHATSU TERIOS II 1.3 J2 2005- K3 -VE / DAIHATSU TERIOS II 1.3 4WD J2 2005- K3-VE / TOYOTA RUSH 1.5 J200 J210 2006- 3S2-VE 80AMP /
01-A0020R	NIPPON DENSO		ALTERNADOR TOYOTA HIGHLANDER RAV4 12V 130A 7PK (SKIND) SKIND	TOYOTA HIGHLANDER E23 2.4L [2AZFE] 2000-2007 / TOYOTA HIGHLANDER E23 3.3L V6 01.2007
A01-2387R	NIPPON DENSO		ALTERNADOR HONDA ACURA PILOT 12V 130A 6PK (SKIND) SKIND	ACURA MDX 3.5 01,2001 - HONDA ODISEA 3.5 01,2002- HONDA PILOT 3.5 01,2003
VT-AP-114P	NIPPON DENSO		ALTERNADOR TOYOTA 2L 12V 55A 2PK (VOLTEC PREMIUM) VOLTEC PREMIUM	TOYOTA DYNA 100 2.4 D LY10.. 1995-2001 2446CCM 2L/ TOYOTA DYNA 150 2.8 D LY6.. 1988-1992 2779CCM 3L/ TOYOTA HI-LUX 2.4 D RN LN YN 1989- 2001 2446CCM 2L
VT-AG-108E	NIPPON DENSO		ALTERNADOR TOYOTA 18R 20R (VOLTEC) VOLTEC	DAIHATSU CHARMANT 1.3 A30 1978-1981 1290CCM 4K/ DAIHATSU CHARMANT 1.6 A45 1978-1983 1588CCM 2T/ TOYOTA 1000 1.0 KP30 1974-1978 0993CCM 2K/ TOYOTA CELICA 1.6 TA2 1970-1981 1588CCM 2T 2T / TOYOTA COROLLA 1.2 KE36 1975- 1979 11666CCM 3KH/ TOYOTA COROLLA 1.3 ..E 16R/ TOYOTA CORONA 2.0 1974-1977 1968CCM 18R/ TOYOTA HI-ACE 1.2 0 H10 1972-1982 1968CCM YOTA 2350CCM 17 M- TOYOTA 22R LITE 329/ 1985 1290CCM 4K/ TOYOTA LITE-ACE 1.5 M3 1985-1992 1486CCM 5K/ TOYOTA STARLET 1.0 ..P6.. 1978-1984 0993CCM 2P/ TOYOTA .STARLET -1984 1290CCM 4K
VT-AG-113E	NIPPON DENSO		ALTERNADOR TOYOTA COROLLA 4E 5E DERECHO 12V 70A 4PK (VOLTEC) VOLTEC	TOYOTA COROLLA 1.3 16V XLI (EE101)[4E-FE] 07.1992-04.1997 TOYOTA COROLLA 1.3 XLI (E10)[4E-FE] 05.1995-04.1997 TOYOTA COROLLA 1.3 XLI (EE101)[4E-FE] 07.1992-04.1997 TOYOTA COROLLA 1.4 [4E-FE] 04.1997-10.1999 TOYOTA COROLLA 1.4 16V GLI (EE101)[4E-FE] 07.1992-04.1997 TOYOTA COROLLA 1.4 16V XLI (EE101)[4E-FE] 07.1992-04.1997 TOYOTA COROLLA 1.8 16V 4WD (E10)[7A-FE] 09.1995-04.1997 TOYOTA PASEO 1.5 16V (EL54)[5E-FE] 10.1996-03.1999 TOYOTA PASEO 1.5 16V [5E-FE] 08.1995-07.1999 AT TOYOTA STARLET 1.3 [4E- FE] 01.1996-03.1999 TOYOTA STARLET 1.3 12V (EP81)[2E-E] 12.1992-01.1996
VT-AG-131E	NIPPON DENSO		ALTERNADOR TOYOTA AURIS URBAN CRUISER 12V 80A 6PK (VOLTEC) VOLTEC	TOYOTA AURIS 1.3 1NRFE 2008-2012 / TOYOTA YARIS 1.3 1NRFE 2008-2011 TOYOTA COROLLA 1.33 [1NR-FE] 01.2007- TOYOTA URBAN CRUISER 1.33 [1NR-FE] 01.2009-
VT-AP-179E	NIPPON DENSO		ALTERNADOR TOYOTA 1C 2C S/B 12V 80A 1PK (VOLTEC) VOLTEC	
VT-AG-132E	NIPPON DENSO		ALTERNADOR SUZUKI GRAND VITARA GRAND NOMADE 12V 85A 5PK (VOLTEC) VOLTEC	SUZUKI BALENO 1.6 I 16V [G16B] 07.1995-05.2002 SUZUKI BALENO 1.6 I 16V [G16B] 08.1996-05.2002 SUZUKI GRAND VITARA 2.5 V6 [H25A] 01.1998-12.2005 SUZUKI GRAND VITARA 2.7 V6 [H27A] 01.2001-12.2006 SUZUKI GRAND VITARA 2.7 V6 [H27A] 01.2005-12.2008 SUZUKI VITARA 2.0 I LANG [H20A] 12.1994-03.1998 SUZUKI VITARA 2.5 I 24V [H25A] 12.1995-03.1998 SUZUKI WAGON R+ 1.3 [G13BB] 05.2000- SUZUKI WAGON R+ 1.3 [M13A] 09.2003- SUZUKI WAGON R+ 1.3 4WD [G13BB] 10.2001-



C	S	FOTO REFERENCIAL	DESCRIPCIÓN	APLICACIÓN
A6527S	NIPPON DENSO		ALTERNADOR TOYOTA HILUX 1KD 2KD 12V 100AMP 7PK 4P (AS) 4P 	TOYOTA DYNA 150 3.0 D [1KD-FTV] 01.2006- TOYOTA DYNA 3.0 DIESEL 150 [KDY221] 01.2006- TOYOTA LAND CRUISER 3.0 D4-D [KDJ120] 01.2003- TOYOTA LAND CRUISER 3.0 D-4D [1KD-FTV] 01.2003- TOYOTA LAND CRUISER 3.0 D-4D [1KD-FTV] 01.2009-
VT-AP-103E	NIPPON DENSO		ALTERNADOR TOYOTA HILUX 1KD 2KD 12V 100A 7PK 4P (VOLTEC) 4P 	TOYOTA HIACE 2.5 D-4D (_H1_ _H2_) [2KD-FTV] 08.2001- TOYOTA HIACE 2.5 D-4D 4WD (_H1_ _H2_) [2KD-FTV] 11.2001- TOYOTA HILUX 2.5 D-4D [2KD-FTV] 11.2001- TOYOTA HILUX 2.5 D-4D 4WD [2KD-FTV] 11.2001- TOYOTA HILUX 2.5 DIESEL [2KD-FTV] 12.2007- TOYOTA HILUX 2.5 DIESEL 4X4 [2KD-FTV] 12.2007- TOYOTA HILUX 3.0 DIESEL 4X4 [1KD-FTV] 12.2007- TOYOTA LAND CRUISER 3.0 D-4D 01.2003- TOYOTA LAND CRUISER 3.0 D-4D (J12) 08.2004- TOYOTA LAND CRUISER 3.0 D-4D (_J9_) [1KD-FTV] 10.2000-
VT-AP-115E	NIPPON DENSO		ALTERNADOR TOYOTA HIACE 2KD PRADO GRANDE 12V 130A 7PK (VOLTEC) 	TOYOTA DYNA 150 3.0 D [1KD-FTV] 01.2006- TOYOTA DYNA 3.0 DIESEL 150 [KDY221] 01.2006- TOYOTA LAND CRUISER 3.0 D4-D [KDJ120] 01.2003- TOYOTA LAND CRUISER 3.0 D-4D [1KD-FTV] 01.2003- TOYOTA LAND CRUISER 3.0 D-4D [1KD-FTV] 01.2009-
VT-AG-133E	NIPPON DENSO		ALTERNADOR TOYOTA AURIS FJ CRUISER 12V 100A 6PK (VOLTEC) 	TOYOTA AURIS 1.6 E15 [1ZR-FE] 2007- TOYOTA AURIS 1.6 HYBRID E15 [1ZR-FE] 2007- TOYOTA AURIS 1.6 VVTI (ZRE51) [1ZR-FE] 03.2007- TOYOTA COROLLA 1.6 DUAL VVTI (ZRE151) [1ZR-FE] 01.2007- TOYOTA COROLLA 1.6 ..E15.. [1ZR-FE] 2007- TOYOTA YARIS II 1.8 VVTI ..P9.. [2ZR-FE] 2006-2011
A01-2595R	NIPPON DENSO		ALTERNADOR TOYOTA AURIS FJ CRUISER 12V 100A 6PK (SKIND) 	TOYOTA AURIS 1.6 E15 [1ZR-FE] 2007- TOYOTA AURIS 1.6 HYBRID E15 [1ZR-FE] 2007- TOYOTA AURIS 1.6 VVTI (ZRE51) [1ZR-FE] 03.2007- TOYOTA COROLLA 1.6 DUAL VVTI (ZRE151) [1ZR-FE] 01.2007- TOYOTA COROLLA 1.6 ..E15.. [1ZR-FE] 2007- TOYOTA YARIS II 1.8 VVTI ..P9.. [2ZR-FE] 2006-2011
VT-AG-134E	NIPPON DENSO		ALTERNADOR SUZUKI ALTO 12V 70A 5PK (VOLTEC) 	NISSAN PIXO 1.0 [K10B] 06.2009- SUZUKI ALTO 1.0 [K10BN] 01.2009- SUZUKI ALTO 1.0 [K10B] 01.2009-
01-A0032R	NIPPON DENSO		ALTERNADOR TOYOTA 1GD 2GD 12V 80A 7PK (SKIND) 	TOYOTA FORTUNER GUN156R 2.8L 4CYL TURBO DIESEL-1GD-FTV 08/15-/ TOYOTA HILUX GUN122R 2.4L 4CYL TURBO DIESEL-2GD-FTV 05/15-/ TOYOTA HILUX GUN123R 2.8L 4CYL TURBO DIESEL-1GD-FTV 05/15-12/17/ TOYOTA HILUX GUN125R 2.4L 4CYL TURBO DIESEL-2GD-FTV 05/15-12/17/ TOYOTA HILUX GUN126R 2.8L 4CYL TURBO DIESEL-1GD-FTV 05/15-12/17/ TOYOTA HILUX GUN125R 2.4L 4CYL TURBO DIESEL-2GD-FTV 05/15-12/17/ TOYOTA HILUX GUN126R 2.8L 4CYL TURBO DIESEL-1GD-FTV 05/15-12/17/ TOYOTA HILUX GUN136R 2.8L 4CYL TURBO DIESEL-1GD-FTV 05/15-
VT-AP-104E	NIPPON DENSO		ALTERNADOR TOYOTA 1GD 2GD 12V 80A 7PK (VOLTEC) 	TOYOTA FORTUNER GUN156R 2.8L 4CYL TURBO DIESEL-1GD-FTV 08/15-/ TOYOTA HILUX GUN122R 2.4L 4CYL TURBO DIESEL-2GD-FTV 05/15-/ TOYOTA HILUX GUN123R 2.8L 4CYL TURBO DIESEL-1GD-FTV 05/15-12/17/ TOYOTA HILUX GUN125R 2.4L 4CYL TURBO DIESEL-2GD-FTV 05/15-12/17/ TOYOTA HILUX GUN126R 2.8L 4CYL TURBO DIESEL-1GD-FTV 05/15-12/17/ TOYOTA HILUX GUN125R 2.4L 4CYL TURBO DIESEL-2GD-FTV 05/15-12/17/ TOYOTA HILUX GUN126R 2.8L 4CYL TURBO DIESEL-1GD-FTV 05/15-12/17/ TOYOTA HILUX GUN136R 2.8L 4CYL TURBO DIESEL-1GD-FTV 05/15-
VT-AP-104P	NIPPON DENSO		ALTERNADOR TOYOTA 1GD 2GD 12V 80A 7PK (VOLTEC PREMIUM) 	TOYOTA FORTUNER GUN156R 2.8L 4CYL TURBO DIESEL-1GD-FTV 08/15-/ TOYOTA HILUX GUN122R 2.4L 4CYL TURBO DIESEL-2GD-FTV 05/15-/ TOYOTA HILUX GUN123R 2.8L 4CYL TURBO DIESEL-1GD-FTV 05/15-12/17/ TOYOTA HILUX GUN125R 2.4L 4CYL TURBO DIESEL-2GD-FTV 05/15-12/17/ TOYOTA HILUX GUN126R 2.8L 4CYL TURBO DIESEL-1GD-FTV 05/15-12/17/ TOYOTA HILUX GUN125R 2.4L 4CYL TURBO DIESEL-2GD-FTV 05/15-12/17/ TOYOTA HILUX GUN126R 2.8L 4CYL TURBO DIESEL-1GD-FTV 05/15-12/17/ TOYOTA HILUX GUN136R 2.8L 4CYL TURBO DIESEL-1GD-FTV 05/15-



C	S	FOTO REFERENCIAL	DESCRIPCIÓN	APLICACIÓN
VT-AP-123P	NIPPON DENSO		ALTERNADOR TOYOTA HILUX 3L 12V 100A 2PK 3P (VOLTEC PREMIUM) 3P VOLTEC PREMIUM	TOYOTA HIACE 1993-1995; TOYOTA HILUX; TOYOTA LAND CRUISER
VT-AG-147E	VALEO		ALTERNADOR CHEVROLET SAIL 12V 90A 6PK 3P (VOLTEC) 3P VOLTEC	WULING HONG GUANG VELA 1.4 CHEVROLET SAIL 1.4
VT-AG-110E	VALEO		ALTERNADOR HYUNDAI SONATA TAPA NEGRA 12V 90A 4PK (VOLTEC) VOLTEC	HYUNDAI: ACCENT 1.3 (1994-2000) ACCENT 1.5 I 16V (1995-2000) ACCENT I 1.3 (1995-2000) ACCENT I 1.3 I 12V (1994-2000) COUPE 2.0 16V (1996-2002) ELANTRA II 1.5 12V (1996-2000) ELANTRA II 1.6 16V (1996-2000) ELANTRA II 1.6 I (1996-2000)
VT-AG-118E	VALEO		ALTERNADOR HYUNDAI TUCSON SANTA FE KIA SPORTAGE 12V 110A 6PK 3P (VOLTEC) 3P VOLTEC	HYUNDAI IX35 2.0 [G4KD] 01.2010- HYUNDAI TUCSON 2.0 [G4KD] 01.2010- HYUNDAI SONATA VI 2.4 YF [G4KC] 2009-2010 KIA OPTIMA 2.0 [G4KD] 01.2010- KIA SPORTAGE 2.0 CVVT [G4KD] 01.2010- KIA SPORTAGE 2.0 CVVT AWD [G4KD] 01.2010-
VT-AG-119E	VALEO		ALTERNADOR KIA RIO MODERNO 3T 12V 120A 6PK (VOLTEC) VOLTEC	HYUNDAI CRETA 01.07.2015 - ... KIA CARENS 01.04.2016 - ... KIA FORTE 01.04.2016 - ...
01-A0031R	VALEO		ALTERNADOR KIA PICANTO HYUNDAI ACCENT ANTIGUO 12V 70A 4PK (SKIND) SKIND	HYUNDAI ATOS 0.8 (MX) 04.1999-07.2003 HYUNDAI ATOS 1.0 (MX) 03.2001- HYUNDAI ATOS 1.0 PRIME (MX) 03.2001- HYUNDAI ATOS 1.1 (MX) 03.2004- HYUNDAI ATOS 1.1 PRIME (MX) 06.2003- HYUNDAI ATOS 1.3 (MX) 08.2003-08.2008 HYUNDAI GETZ 1.1 (TB) 09.2002- HYUNDAI GETZ 1.1 (TB) 09.2005- HYUNDAI I10 1.1 01.2008- KIA PICANTO 1.0 (BA) 09.2005- KIA PICANTO 1.1 (BA) 04.2004-
VT-AG-117P	VALEO		ALTERNADOR KIA PICANTO HYUNDAI ACCENT ANTIGUO 12V 70A 4PK (VOLTEC PREMIUM) 3P VOLTEC PREMIUM	HYUNDAI ATOS 0.8 (MX) 04.1999-07.2003 HYUNDAI ATOS 1.0 (MX) 03.2001- HYUNDAI ATOS 1.0 PRIME (MX) 03.2001- HYUNDAI ATOS 1.1 (MX) 03.2004- HYUNDAI ATOS 1.1 PRIME (MX) 06.2003- HYUNDAI ATOS 1.3 (MX) 08.2003-08.2008 HYUNDAI GETZ 1.1 (TB) 09.2002- HYUNDAI GETZ 1.1 (TB) 09.2005- HYUNDAI I10 1.1 01.2008- KIA PICANTO 1.0 (BA) 09.2005- KIA PICANTO 1.1 (BA) 04.2004-
01-A0017R	VALEO		ALTERNADOR HYUNDAI ACCENT I20 I30 KIA RIO 12V 90A 6PK (SKIND) SKIND	HYUNDAI ELANTRA 1.6 CVVT [G4FC] 06.2006- HYUNDAI I20 1.4 [G4FA] 09.2008- HYUNDAI I20 1.6 [G4FC] 09.2008- HYUNDAI I30 1.4 [G4FA] 10.2007- HYUNDAI I30 1.6 [G4FC] 10.2007- HYUNDAI I30 1.6 [G4FC] 02.2008- HYUNDAI I30 CW 1.4 [G4FA] 10.2007-06.2012 HYUNDAI I30 CW 1.4 [G4FA] 10.2007-06.2012 HYUNDAI I30 CW 1.6 [G4FC] 02.2008-06.2012 HYUNDAI VELOSTER 1.6 GDI [G4FD] 03.2011- HYUNDAI ACCENT IV 1.6 RB 2010- 1591CCM G4FC/ HYUNDAI ELANTRA IV 1.6I HD 2006- 1591CCM G4HN/ HYUNDAI ELANTRA V 1.6 MD UD 2011- 1591CCM G4FG/ HYUNDAI VELOSTER 1.6 MPI FS 2011- 1591CCM G4FG/ HYUNDAI VELOSTER 1.6 T-GDI FS 2011- 1591CCM G4FC// KIA CARENS 1.6 CVVT [G4FC] 08.2009- KIA CARENS 1.6 CVVT [G4FC] 10.2010- KIA CEED 1.4 [G4FA] 12.2006- KIA CEED 1.4 [G4FA] 09.2007- KIA CEED 1.4 [G4FA] 09.2007- KIA CEED 1.4 [G4FA] 09.2007-
VT-AG-115E	VALEO		ALTERNADOR HYUNDAI ACCENT I20 I30 KIA RIO 12V 90A 6PK (VOLTEC) VOLTEC	HYUNDAI ELANTRA 1.6 CVVT [G4FC] 06.2006- HYUNDAI I20 1.4 [G4FA] 09.2008- HYUNDAI I20 1.6 [G4FC] 09.2008- HYUNDAI I30 1.4 [G4FA] 10.2007- HYUNDAI I30 1.6 [G4FC] 10.2007- HYUNDAI I30 1.6 [G4FC] 02.2008- HYUNDAI I30 CW 1.4 [G4FA] 10.2007-06.2012 HYUNDAI I30 CW 1.4 [G4FA] 10.2007-06.2012 HYUNDAI I30 CW 1.6 [G4FC] 02.2008-06.2012 HYUNDAI VELOSTER 1.6 GDI [G4FD] 03.2011- HYUNDAI ACCENT IV 1.6 RB 2010- 1591CCM G4FC/ HYUNDAI ELANTRA IV 1.6I HD 2006- 1591CCM G4HN/ HYUNDAI ELANTRA V 1.6 MD UD 2011- 1591CCM G4FG/ HYUNDAI VELOSTER 1.6 MPI FS 2011- 1591CCM G4FG/ HYUNDAI VELOSTER 1.6 T-GDI FS 2011- 1591CCM G4FC// KIA CARENS 1.6 CVVT [G4FC] 08.2009- KIA CARENS 1.6 CVVT [G4FC] 10.2010- KIA CEED 1.4 [G4FA] 12.2006- KIA CEED 1.4 [G4FA] 09.2007- KIA CEED 1.4 [G4FA] 09.2007-



C	S	FOTO REFERENCIAL	DESCRIPCIÓN	APLICACIÓN
VT-AG-101E	VALEO		ALTERNADOR KIA RIO MODERNO 12V 90A 4PK (VOLTEC) VOLTEC	SEDÁN KIA RIO II (JB) 1.6 16V 05'-2' G4ED 82KV / 112HS 1599SM3 GASOLINA SEDAN\ HYUNDAI ACCENT III (MC) 1.6 GLS 05'-10 GASOLINA SEDAN\ HYUNDAI ACCENT IV (MC) 1.6 GLS 05'-10' G4ED 82KV / 112HS 1599SM3 GASOLINA TRASERA INCLINADA\ HYUNDAI ACCENT IV SEDAN (MC) 1.6 GLS 05'-10' G4ED 82KV/112HS 1599SM3 GASOLINA SEDAN\ HYUNDAI AVEGA III (MC) 1.6 GLS 05'-10' G4ED 82KV/112HS 1599SM3 GASOLINA TRASERA INCLINADA\ HYUNDAI AVEGA III SEDAN (MC) 1.4 G4ED 82KV / 112HS 1599SM3 GASOLINA INCLINADO TRASERO\
A3074PR	VALEO		ALTERNADOR PEUGEOT PARTNER CITROEN BERLINGO 12V 150A 6PK (AS) AS	CITROEN BERLINGO 2.0 HDI [RHY(DW10TD)] 12.1999- TOYOTA AYGO 1.4 HDI [2WZTV] 07.2005-08.2010 SUZUKI LIANA 1.4 DDIS [8HY] 03.2005- CITROEN BERLINGO 2.0 HDI 4X4 [RHY(DW10TD)] 11.2002-10.2005 CITROEN C1 1.4 HDI [DV4D] 06.2005- CITROEN C2 1.4 HDI [8HX(DV4TD)] 09.2003- CITROEN C3 1.4 HDI [8HX(DV4TD)] 04.2004- CITROEN C3 1.4 HDI [8HX] 02.2002- CITROEN C3 1.4 HDI 16V [8HY] 02.2002- CITROEN C3 1.4 PLURIEL HYBRID [KFV(TUJSP)] 05.2005- CITROEN C4 2.0 16V [EW10J4S] 11.2004- CITROEN C4 2.0 16V [RFK(EW10J4S)] 11.2004- CITROEN C5 2.2 HDI [4HX(DW12TED4)] 03.2001-08.2004 CITROEN C5 2.2 HDI [4HX(DW12TED4)] 06.2001-08.2004 CITROEN C5 2.2 HDI [4HX(DW12TED4)] 09.2004- CITROEN C5 2.2 HDI [4HX(DW12TED4/FAP)] 09.2004- CITROEN RELAY 2.8 DIESEL [8140.63(F28D)] 01.1999-02.2002 CITROEN XSARA 1.4 HDI [8HX(DV4TD)] 04.2003-09.2005 CITROEN XSARA 1.4 HDI [8HX(DV4TD)] 04.2003-09.2005 CITROEN XSARA 1.4 HDI [8HX(DV4TD)] 04.2003-09.2005 CITROEN XSARA 1.4 HDI [8HX(DV4TD)] 04.2003-09.2005
VT-AP-100E	VALEO		ALTERNADOR VOLKSWAGEN AMAROK 2.0TDI 12V 140A 6PK (VOLTEC) VOLTEC	AUDI A3 3.2 QUATTRO [BDB] 01.2003-12.2005 AC AUDI A3 3.2 QUATTRO [BMJ] 01.2003-12.2005 AC AUDI TT 2.0 QUATTRO [CDLA] 05.2008- AUDI TT 2.0 QUATTRO [CDMA] 05.2008- SEAT EXEO 2.0 TDI [CAGA] 12.2008- SEAT EXEO 2.0 TDI [CAGC] 08.2009- SEAT EXEO 2.0 TDI [CAHA] 02.2009- SEAT EXEO 2.0 TDI [CGLB] 02.2009- SEAT EXEO 2.0 TDI [CJCA] 12.2008- SEAT EXEO 2.0 TDI [CJCC] 08.2009- SEAT EXEO 2.0 TDI ST [CAGA] 05.2009- SEAT EXEO 2.0 TDI ST [CAGC] 07.2009- SEAT EXEO 2.0 TDI ST [CAHA] 05.2009- SEAT EXEO 2.0 TDI ST [CGLB] 05.2009- SEAT EXEO 2.0 TDI ST [CJCA] 05.2009- SEAT EXEO 2.0 TDI ST [CJCC] 07.2009- SKODA SUPERB 1.6 TDI [CAYC] 09.2010- SKODA SUPERB 1.9 TDI [BLS] 07.2008- SKODA SUPERB 1.9 TDI [BLS] 10.2009-11.2010 AC SKODA SUPERB 1.9 TDI [BXE] 07.2008- SKODA SUPERB 1.9 TDI [BXE] 10.2009-11.2010 AC SKODA SUPERB 2.0 TDI [8KJ] 04.2009- SKODA SUPERB 2.0 TDI [8KJ] 09.2009- SKODA SUPERB 2.0 TDI [8KJ] 04.2009- SKODA SUPERB 2.0 TDI [8KJ] 09.2009- SKODA SUPERB 2.0 TDI [8KJ] 04.2009- SKODA SUPERB 2.0 TDI [8KJ] 09.2009- SKODA SUPERB 2.0 TDI [8KJ] 04.2009- SKODA SUPERB 2.0 TDI [8KJ] 09.2009- SKODA SUPERB 2.0 TDI [8KJ] 04.2009- SKODA SUPERB 2.0 TDI [8KJ] 09.2009-
VT-AG-141P	VALEO	 LIN	ALTERNADOR MAZDA 2 FORD FIESTA 12V 120A 6PK (VOLTEC PREMIUM) 1P VOLTEC PREMIUM	FORD FIESTA VI 1.4 TDCI CB1 2008- 1399CCM F6JB F6JD KVJA/ FORD FIESTA VI 1.6 TDCI CB1 2008-2010 1560CCM HHJC HHJD HHJE HHJF// MAZDA 2 II 1.4 MRZ-CD DE 2008- 1399 ICCM F62DE MAZ08C62 20



C	S	FOTO REFERENCIAL	DESCRIPCIÓN	APLICACIÓN
VT-AP-143P	BOSCH		ALTERNADOR VOLKSWAGEN WORKER MODASA 12V 90A 8PK (VOLTEC PREMIUM) VOLTEC PREMIUM	VW VOLKSBUS 15.190 EOD 4.7 01.2005- VW VOLKSBUS 17.210 OD 6.4 01.2005- VW VOLKSBUS 17.230 EOD 7.1 01.2005- VW VOLKSBUS 17.260 EOT 7.1 01.2005- VW VOLKSBUS 17.280 OT 6.9 01.2012- VW VOLKSBUS 18.310 OT 8.3 01.2005- VW VOLKSBUS 5.140 EOD 3.0 01.2005- VW VOLKSBUS 8.120 OD 4.3 01.2005- VW VOLKSBUS 8.150 EOD 3.0 01.2005- VW VOLKSBUS 8.150 EOD 4.7 01.2005- VW VOLKSBUS 9.150 EOD 4.7 01.2005- VW VOLKSBUS 9.150 OD 4.3 01.2008-
A01-0945N	BOSCH		ALTERNADOR VOLKSWAGEN WORKER MODASA 12V 90A 8PK (SKIND) SKIND	VW VOLKSBUS 15.190 EOD 4.7 01.2005- VW VOLKSBUS 17.210 OD 6.4 01.2005- VW VOLKSBUS 17.230 EOD 7.1 01.2005- VW VOLKSBUS 17.260 EOT 7.1 01.2005- VW VOLKSBUS 17.280 OT 6.9 01.2012- VW VOLKSBUS 18.310 OT 8.3 01.2005- VW VOLKSBUS 5.140 EOD 3.0 01.2005- VW VOLKSBUS 8.120 OD 4.3 01.2005- VW VOLKSBUS 8.150 EOD 3.0 01.2005- VW VOLKSBUS 8.150 EOD 4.7 01.2005- VW VOLKSBUS 9.150 EOD 4.7 01.2005- VW VOLKSBUS 9.150 OD 4.3 01.2008-
A0593(BOSCH)	BOSCH		ALTERNADOR JOHN DEERE 12V 120A SP (BOSCH) BOSCH	JOHN DEERE 6010 SE SERIES 6010, 6110, 6110 SE 97-'03 '55KV / 75LS 4530SM3 DIESEL TRACTOR\ JOHN DEERE SERIES 6010 6125 E O'-? '92KV / 125LS 6800SM3 DIESEL TRACTOR\ JOHN DEERE SERIES 6010 6210 99-'03 '66KV / 90LS 4530SM3 DIESEL TRACTOR\ JOHN DEERE SERIES 6010 6310, 6310SE, 6410 SE 99-'03 '74KV / 100LS 4530SM3 DIESEL TRACTOR\ JOHN DEERE 6010 SERIES 6310L 99-'03 '99KV / 135LS 6800SM3 DIESEL TRACTOR\ JOHN DEERE 6010 SERIES 6410, 6510 97-'01 '77KV / 105LS 6800SM3 DIESEL TRACTOR\ JOHN DEERE SERIES 6010 6610 97-'03 '84KV / 114LS 6800SM3 DIESEL
01-H0001R	CHINO		ALTERNADOR DONG FENG CUMMINS 4BT 6BT 24V 45A 8PK (SKIND) SKIND	CUMMINS ENG. EQ153 [6BT 4BT]
VT-AP-189P	CHINO		ALTERNADOR WEICHAI KAMAZ BASE ABIERTA 24V 70A 8PK (VOLTEC PREMIUM) VOLTEC PREMIUM	KAMAZ 6460/65116/65117/6520/6522 CUMMINS L325 L360
VT-AP-190P	CHINO		ALTERNADOR JAC FOTON INCA POWER 24V 40A 1PK (VOLTEC PREMIUM) VOLTEC PREMIUM	XCMG ZL30G LW321F LW300F ZL30F/FOTON FL935E LG933L
VT-AP-182P	CHINO		ALTERNADOR JAC S/B 12V 70A 1PK (VOLTEC PREMIUM) VOLTEC PREMIUM	
VT-AP-183P	CHINO		ALTERNADOR JAC PUÑO 12V 70A 1PK S/RELAY (VOLTEC PREMIUM) VOLTEC PREMIUM	
VT-AP-184P	CHINO		ALTERNADOR JAC PUÑO 24V 70A 1PK S/RELAY (VOLTEC PREMIUM) VOLTEC PREMIUM	



C	S	FOTO REFERENCIAL	DESCRIPCIÓN	APLICACIÓN
VT-AP-186P	CHINO		ALTERNADOR JAC FOTON OLLIN C/BOMBA 24V 45A 1PK (VOLTEC PREMIUM) VOLTEC PREMIUM	
VT-AP-187P	CHINO		ALTERNADOR JAC FOTON 1040 C/BOMBA 12V 65A 1PK (VOLTEC PREMIUM) VOLTEC PREMIUM	
VT-AP-147P	DELCO REMY		ALTERNADOR DELCO 10SI CHEVROLET GMC 12V 75A 1PK (VOLTEC PREMIUM) VOLTEC PREMIUM	CHEVROLET GMC PICKUPS P SERIES TRUCKS SUBURBAN [L6] BUICK SKYLARK (N) 2.879'-82' LE2 BUICK SKYLARK (N) 2.8 79'-82' LE2 BUICK CENTURY 5.7 D 78'-79' LF9
VT-AP-149P	DELCO REMY		ALTERNADOR DELCO 10SI CHEVROLET CAMARO 12V 63A 1PK (VOLTEC PREMIUM) VOLTEC PREMIUM	BUICK APOLLO, BUICK CENTURY, BUICK ELECTRA, BUICK LESABRE, BUICK PARK AVENUE, BUICK REGAL, BUICK RIVIERA, BUICK SKYHAWK, BUICK SKYLARK (2.5L, 3.0L, 3.8L, 4.1L, 4.4L, 5.7L); CHEVROLET BLAZER, CHEVROLET C/K SERIES TRUCK, CHEVROLET CAMARO, CHEVROLET CAPRICE /CLASSIC, CHEVROLET EL CAMINO, CHEVROLET IMPALA, CHEVROLET MALIBU, CHEVROLET MONTE CARLO, CHEVROLET MONZA
A1085S	DELCO REMY		ALTERNADOR DELCO 11SI 13SI 12V 95A 8PK (AS) AS	TRACKLESS VEHICLES VARIOUS MODELS ENG. CUMMINS
VT-AP-146P	DELCO REMY		ALTERNADOR DELCO 11SI 13SI 12V 95A 8PK (VOLTEC PREMIUM) VOLTEC PREMIUM	TRACKLESS VEHICLES VARIOUS MODELS ENG. CUMMINS
A01-1110N	DELCO REMY		ALTERNADOR DELCO 22SI FREIGHTLINER 12V 130A S/P (SKIND) SKIND	FREIGHTLINER ARGOSY 2004 732 CID 2003 10.8 LITER L6 - 10834 CC, 661 CID 2003 10.3 LITER L6 - 10309 CC, 629 CID 2003 732 CID 2002 14.0 LITER L6 - 14013 CC, 855 CID 2002 10.8 LITER L6 - 10834 CC, 661 CID 2002 732 CID 2002 14.6 LITER L6 - 893 CID CATERPILLAR 3406 2001 14.6 LITER L6 - 893 CID CATERPILLAR 3406 2001 14.0 LITER L6 - 14013 CC, 855 CID 2001 10.8 LITER L6 - 10834 CC, 661 CID 2001 10.3 LITER L6 10309 CC, 629 CID 2001 732 CID 2001 12.0 LITER L6 - 732 CID CATERPILLAR C12 2000 14.0 LITER L6 - 14013 CC, 855 CID 2000 10.8 LITER L6 - 10834 CC, 661 CID 2000 10.3 LITER L6 - 10309 CC, 629 CID 2000 732 CID 2000 14.6 LITER L6 - 893 CID CATERPILLAR 3406 2000 12.0 LITER L6 - 732 CID CATERPILLAR C12 1999 14.0 LITER L6 - 14013 CC, 855 CID 1999 10.8 LITER L6 - 10834 CC, 661 CID FREIGHTLINER C12 CENTURY CLASS 2005 12.0 LITER L6 - 732 CID CATERPILLAR C12 2004 12.0 LITER L6 - 732 CID CATERPILLAR C12 2003 10.3 LITER
VT-AP-145P	DELCO REMY		ALTERNADOR DELCO 24SI 28SI 24V 70A 8PK (VOLTEC PREMIUM) VOLTEC PREMIUM	HYDREMA 906E CUMMINS [QSB4.5] 2013- JCB 426 CUMMINS [BTAA 5.9C] 2010- JCB 434S CUMMINS [QSB6.7] 2007- JCB 436E CUMMINS [6BTA] 2007- JOHN DEERE 8800I CUMMINS [QSB19] 2015- ERF TRUCKS EC111 ENG. CUMMINS M11 CUMMINS, NEW HOLLAND, KOMATSU, JOHN DEERE [6CTA, 4BT3.9, SA6D114E-1] CUMMINS [QSM11]
VT-AP-144P	DELCO REMY		ALTERNADOR DELCO 33SI 24V 100A S/P (VOLTEC PREMIUM) VOLTEC PREMIUM	CATERPILLAR 325 CUMMINS ENGINES CATERPILLAR AG. & IND. (1998- 2000) , VOLVO (2001-2007) [4B3.9, 6B5.9, 6C8.3, 8 GAS INTERNATIONAL CM556, B4.5, B4.5 RGT, B4.5S, B5.9 G, B5.9 GAS PLUS CM556, B5.9 LPG, B5.9 LPG PLUS CM556, B6.7 G CMOH6.0 B125, B6.7S, C GAS PLUS CM556, F3.8 F102, G28, G3.9, G38, G5.9, G5.9 CM558, G50, G8.3, G8.3 CM558, G855, G855 CM558, GTA8.3 CM558, GTA855 CM558 (CM2358) G101, ISB (CHRYSLER), ISB CM2150, ISB CM550, ISB CM850, ISB / ISD4.5 CM2150 B119, ISB / ISD4.5 CM2150 SN, ISB / ISD6.7 CM2150 B120, ISB / ISD6.7 CM2150 SN, ISB / ISD6.7 CM2880 B126, ISB3.9 CM2220 B107, ISB4.5 CM2150, ISB5.9G CM2180, ISB6.7 2010 DCX PICKUP, ISB6.7 2013 DCX CHASSIS CAB, ISB6.7 CM2150 SQ, ISB6.7 CM2250, ISB6.7 CM2350 B101, ISB6.7 CM2350 B103, ISB6.7 G CM2180 B118, ISB6.7 CM2150, ISB6.7 CM800, ISB6.7 CM850, ISB6.7 CM2150, ISB6.7 CM2150 CM2150, ISB6.7 CM2150 CM2150, ISB6.7 CM2150 CM2150



C	S	FOTO REFERENCIAL	DESCRIPCIÓN	APLICACIÓN
114864	DELCO REMY		ALTERNADOR DELCO 34SI 24V 100A S/P (HC-CARGO) 	CATERPILLAR CRAWLER D9L, D9R
VT-AP-152P	HITACHI		ALTERNADOR NISSAN FD6 24V 45A 2PK (VOLTEC PREMIUM) 	NISSAN ENGINES FD6, FD6T, FE6B, FE6C, FE6T, PD6H, PE6, PE6H, PE6T, PE6TA, PE6TC, PF6H, RE8, RE10, RF8, RF10
VT-AP-153P	HITACHI		ALTERNADOR NISSAN TD27 12V 70A 2PK (VOLTEC PREMIUM) 	NISSAN TERRANO I 2.7 TD WD21 1987-1993 2664CCM TD27/ NISSAN TERRANO II 2.7 TD R20 1993-1996 2664CCM TD27T NISSAN KING VAN 2.3 DIESEL (E24)[TD23] 02.1987-12.1988 NISSAN KING VAN 2.5 TD (E24)[TD25] 12.1988-07.1994 NISSAN TERANO 2.7 TD (R20)[TD27T] 02.1993-05.1996 NISSAN URVAN 2.3 DIESEL (E24)[TD23] 02.1987- 05.1997 NISSAN URVAN 2.5 DIESEL (E24)[TD25] 12.1988-05.1997 NISSAN URVAN 2.5 DIESEL (E24L)[TD25] 12.1988-09.1993
VT-AP-120P	HITACHI		ALTERNADOR YANMAR MARINE 4JMT2E 4JH2E C/RELAY INCORPORADO 12V 55A 1PK (VOLTEC PREMIUM) 	YANMAR (1982-2003)
111267	HITACHI	 	ALTERNADOR ISUZU TROOPER 12V 50A 1PK (HC- CARGO) 3P 	HYUNDAI ACCENT 1.4 [G4FA] 01.2010-12.2012 HYUNDAI ACCENT 1.6 [G4FC] 01.2010-12.2012 HYUNDAI I20 1.4 [G4FA] 01.2010-12.2012 HYUNDAI I20 1.6 [G4FA] 01.2010-12.2012 HYUNDAI I30 1.4 [G4FA] 01.] 01.2009-12.2009 HYUNDAI IX20 1.4 [G4FA] 01.2010-12.2009 HYUNDAI IX20 1.6 [G4FC] 01.2010- 12.2009 HYUNDAI VELOSTER GDI 1.6 [G4FD] 01.2011- HYUNDAI VELOSTER 1.6 MPI [G4FG] 01.2011- HYUNDAI VELTER - KIA CEED 1.4 [G4FA] 01.2009- KIA CEED 1.6 [G4FC] 01.2009- KIA PRO CEED 1.4 [G4FA] 01.2009- KIA PRO CEED 1.6 [G4FC] 01.2009- KIA RIO 1.4 CVVT [G4FA] 01.2011- KIA VENGA 1.4 CVVT [G4FA]] 01.2009- KIA VENGA 1.6 CVVT [G4FC] 01.2009-
A2032	HITACHI		ALTERNADOR ISUZU TROOPER OPEL AJA1T 12V 80A 1PK 3P (AS) 4P 	ISUZU CAMPO 2.5 TD TF1 [4JA1T] 2001-2003 ISUZU CAMPO 2.5 TD TFR [4JA1T] 1989-1997 ISUZU TROOPER 3.1 TD UBS [C4JG2] 1991-1997 OPEL CAMPO 2.5 DIESEL [4JA1] 09.1991-11.1995 OPEL CAMPO 2.5 DTI [4JA1] 08.2001- RHD OPEL CAMPO 2.5 DTI 4X4 [4JA1] 08.2001- RHD OPEL CAMPO 2.5 TD [4JA1T] 10.1989-08.2001 OPEL CAMPO 2.5 TD [4JA1] 02.1989-08.1997 OPEL CAMPO 2.5 TD 4X4 [4JA1T] 07.1994- 08.2001 OPEL CAMPO 2.5 TD 4X4 [4JA1] 08.1991-06.1994 OPEL FRONTERA A 2.8 TD [28TDI(4JB1T)] 03.1995-10.1998 OPEL MONTEREY A 3.1 TD [4JG2TC] 03.1992-12.1997 VAUXHALL BRAVA 2.5 DIESEL 4X4 [4JA1T] 06.1990-12.1996 VAUXHALL BRAVA 2.5 TD [4JA1T] 03.1997- 08.2002 VAUXHALL BRAVA 2.5 TD 4X4 [4JA1T] 03.1997-08.2002 VAUXHALL FRONTERA A 2.8 TD 4X4 LONG [28TDI] 03.1995-10.1998 VAUXHALL FRONTERA A 2.8 TD 4X4 SPORT [28TDI] 03.1995-08.1996 VAUXHALL MONTEREY A 3.1 TD 4X4 [4JG2TC] 03.1992-07.1998
VT-AG-138E	HITACHI		ALTERNADOR ISUZU TROOPER OPEL 4JA1T 12V 80A 1PK (VOLTEC) 	ISUZU CAMPO 2.5 TD TF1 [4JA1T] 2001-2003 ISUZU CAMPO 2.5 TD TFR [4JA1T] 1989-1997 ISUZU TROOPER 3.1 TD UBS [C4JG2] 1991-1997 OPEL CAMPO 2.5 DIESEL [4JA1] 09.1991-11.1995 OPEL CAMPO 2.5 DTI [4JA1] 08.2001- RHD OPEL CAMPO 2.5 DTI 4X4 [4JA1] 08.2001- RHD OPEL CAMPO 2.5 TD [4JA1T] 10.1989-08.2001 OPEL CAMPO 2.5 TD [4JA1] 02.1989-08.1997 OPEL CAMPO 2.5 TD 4X4 [4JA1T] 07.1994- 08.2001 OPEL CAMPO 2.5 TD 4X4 [4JA1] 08.1991-06.1994 OPEL FRONTERA A 2.8 TD [28TDI(4JB1T)] 03.1995-10.1998 OPEL MONTEREY A 3.1 TD [4JG2TC] 03.1992-12.1997 VAUXHALL BRAVA 2.5 DIESEL 4X4 [4JA1T] 06.1990-12.1996 VAUXHALL BRAVA 2.5 TD [4JA1T] 03.1997- 08.2002 VAUXHALL BRAVA 2.5 TD 4X4 [4JA1T] 03.1997-08.2002 VAUXHALL FRONTERA A 2.8 TD 4X4 LONG [28TDI] 03.1995-10.1998 VAUXHALL FRONTERA A 2.8 TD 4X4 SPORT [28TDI] 03.1995-08.1996 VAUXHALL MONTEREY A 3.1 TD 4X4 [4JG2TC] 03.1992-07.1998
A2061	HITACHI		ALTERNADOR ISUZU NKR NPR S/B 24V 80A 7PK (AS) 	ISUZU NLR 85 [4HK1] / ISUZU NPR 75 [4JJ1]
A9056(LETRIKA)	ISKRA		ALTERNADOR PERKINS LUCAS MODERNO 12V 120A S/P (MAHLE LETRIKA) 	MANITOU TELEHANDLERS MRT 1440 ENG. PERKINS 4.4 [1104D-44TA] MASSEY-FERGUSON MF 8000 ENG. PERKINS [1104D-44T] CATERPILLAR 432D [3054E] 2000-2005 CATERPILLAR 416E 426E ENG.[3054C] PERKINS ENGINES [1104D-44TA] 2007- TEREX SKL 873 6.0 [1106C-E60TA] 01.2002- TEREX TL160 4.4 [1104D-44T] 01.2006-12.2013



C	S	FOTO REFERENCIAL	DESCRIPCIÓN	APLICACIÓN
A9056	ISKRA		ALTERNADOR PERKINS LUCAS MODERNO 12V 120A S/P (AS) 	MANITOU TELEHANDLERS MRT 1440 ENG. PERKINS 4.4 [1104D-44TA] MASSEY-FERGUSON MF 8000 ENG. PERKINS [1104D-44T] CATERPILLAR 432D [3054E] 2000-2005 CATERPILLAR 416E 426E ENG.[3054C] PERKINS ENGINES [1104D-44TA] 2007- TEREX SKL 873 6.0 [1106C-E60TA] 01.2002- TEREX TL160 4.4 [1104D-44T] 01.2006-12.2013
A01-1687N	ISKRA		ALTERNADOR PERKINS ISKRA KHD 24V 55A 10PK (SKIND) 	ATLAS COPCO BOMMER D1D 4.3 [D914] ATLAS COPCO SIMBA 1350 [F5L912] HITTNER 120 [F6L914] KHD ENGINE [F8L413] KHD ENGINE [F8L413] 01.1976- KHD ENGINE 12.8 [F8L413] 07.1971-12.1975 KHD ENGINE 6.1 [BF6L913C] KHD ENGINE 6.1 [BF6L913] LIEBHERR A314 NORMET 8100 VC [TCD2011] SENNEBOGEN 613 M 4.0 [BF4M2013] SENNEBOGEN 613 M 4.0 [TCD2012] SENNEBOGEN 613 R 4.0 [TCD2012]
VT-AP-165P	ISKRA		ALTERNADOR PERKINS ISKRA MODERNO 12V 85A 8PK (VOLTEC PREMIUM) 	LAND ROVER LAND ROVER 3.5 V8 1993-1990 3528CCM/ JCB 526S LOADALL 1997- PERKINS 78KW/ JCB 525-58/525-67 LOADALL 1987-1997 4000CCM/ JCB FASTRAC 1115S 1997-1998 PERKINS 1000-6 HR1/ JCB FASTRAC 1125 1997-1998 PERKINS 1000-6 HR2/ JCB FASTRAC 1135 1997-1998 PERKINS 1000-6 HR5/ JCB FASTRAC 1135 1995-1998 PERKINS 1000-6 HR5/ JCB FASTRAC 125 635 1991-1993 6000CCM/ JCB FASTRAC 135/155 636 1993- 6000CCM/ MANITOU MLT 735 120LSU TELESCOPIC HANDLER 2006- 4400CCM PERKINS 1104D-E44TA JOB MANN 365-50 CWL 2010- 2216CCM PERKINS 404D-22/ TEREX 4017 TELESCOPIC HANDLER - PERKINS/ VENIERI 10.63 2008-2015 4400CCM PERKINS 1104D-44TA/ VENIERI 2.63B 2007- 2220CCM PERKINS 404C-22/ VENIERI 7.63B 2004-2013 4400CCM PERKINS 1104C-44T/ VENIERI 9.63B 2008- 4400CCM PERKINS 1104C-44T/ WEIDEMANN 1250 CX 35 2008- 4600CCM PERKINS 404D-46/ WEIDEMANN 1270 CX 60
110497	LUCAS		ALTERNADOR PERKINS LUCAS ANTIGUO 12V 70A 1PK (HC) 	AUSTIN-HEALEY SPRITE MK 1.1 03.1964-09.1966 AUSTIN-HEALEY SPRITE MK 1.3 03.1966-10.1971 AUSTIN HEALEY SPRITE MK I, MK LL, MK LLL; BLMC AUSTIN 1800 I, AUSTIN 1800 II, AUSTIN A60, AUSTIN LANCER I, MORRIS 1100, 1300, 1500; MORRIS MAYOR I, MORRIS MAYOR II; MORRIS MINI 1000, 1100, MORRIS MINI COOPER, MORRIS MINI COOPER SI, S LL; MORRIS MINI MOCO; MORRIS MENOR 1000, MORRIS NÓMADA; FORD ESCORT MK I, MK II
VT-AP-129P	MITSUBISHI		ALTERNADOR HYUNDAI HD65 HD78 SVACIO 24V 50A 2PK (VOLTEC PREMIUM) 	HYUNDAI HD65/ HD72/ HD78 ENG. [D4DA / D4DB / D4DC / D4DD] 2004-
VT-AP-128P	MITSUBISHI		ALTERNADOR HYUNDAI COUNTY HD65 24V 70A 2PK (VOLTEC PREMIUM) 	HYUNDAI COUNTY [NB] 1998-2004 HYUNDAI COUNTY E [NQ] 2004--
A01-0094N	MITSUBISHI		ALTERNADOR HYUNDAI HD72 HD78 C/BOMBA 24V 40A 2PK (SKIND) 	KIA K3600 HYUNDAI HD65 HYUNDAI HD72 HYUNDAI HD78 MITSUBISHI CANTER 2.4 08.2001- MITSUBISHI CANTER 2.5 DIESEL DT 09.1992-09.1996 MITSUBISHI CANTER 2.8 DIESEL 10.1996-07.2001 MITSUBISHI CANTER 211 [4D30A] 11.1983- MITSUBISHI CANTER 3.6 TD 08.2001- MITSUBISHI CANTER 3.6 TDI 09.1993-09.1996 MITSUBISHI CANTER 3.9 TDI 09.1993-09.1996 MITSUBISHI CANTER 3.9 TDI 10.1996-07.2001 MITSUBISHI CANTER 3.9 TDI 08.2001- MITSUBISHI CANTER 35 2.5 DIESEL [4D56] 01.1986-09.1996 MITSUBISHI CANTER 35 2.8 DIESEL [4M40-2AT] 07.1998- MITSUBISHI CANTER 35 2.8 DIESEL [4M40-A] 08.1996-12.1999 MITSUBISHI CANTER 35 3.0 TD [4M42-0AT] 09.2001- MITSUBISHI CANTER 4.2 TD 10.1996-07.2001 MITSUBISHI CANTER 4.2 TD 08.2001-08.2004 MITSUBISHI CANTER 435 [4D32] 01.1989- MITSUBISHI CANTER 444 [4D31] 11.1983- MITSUBISHI CANTER 55 3.0 DIESEL [4M42-0AT] 09.2001- MITSUBISHI CANTER 59 3.3 TD [4D31T]
VT-AP-127P	MITSUBISHI		ALTERNADOR KIA SORENTO 12V 110A 2PK (VOLTEC PREMIUM) 	HYUNDAI H-1 2.5 CRDI [D4CB] 2002-2006 HYUNDAI H-1 2.5 CRDI 4WD [D4CB] 2002-2004 HYUNDAI H200 2.5 CRDI [D4CB] 2003-2006 KIA SORENTO I 2.5 CRDI JC [D4CB] 2002-2006
373004A110	MITSUBISHI		ALTERNADOR KIA SORENTO 12V 110A 2PK (HEB)	HYUNDAI H-1 2.5 CWDI [D4CB] 2002-2006 HYUNDAI H-1 2.5 CWDI 4WD [D4CB] 2002-2004 HYUNDAI H200 2.5 CWDI [D4CB] 2003-2006 KIA SORENTO I 2.5 CWDI JC [D4CB] 2002-2006



C	S	FOTO REFERENCIAL	DESCRIPCIÓN	APLICACIÓN
VT-AP-191P	MITSUBISHI		ALTERNADOR RENAULT MASTER 12V 185A 7PK (VOLTEC PREMIUM) 2P VOLTEC PREMIUM	NISSAN NV400 2.3 DCI 2011- 2298CCM M9T670 M9T672 M9T676/ OPEL MOVANO B 2.3 CDTI 2010- 2298CCM M9T678 M9T680 M9T686/ RENAULT MASTER III 2.3 DCI EV FV HV JV UV 2010- 2298CCM M9T690 M9T692 M9T696
VT-AP-158P	MITSUBISHI		ALTERNADOR MITSUBISHI CANTER 4D32 24V 35A 1PK (VOLTEC PREMIUM) VOLTEC PREMIUM	MITSUBISHI CANTER 211 DIESEL (FE)[4D30A] 11.1983- MITSUBISHI CANTER 444 DIESEL (FE)[4D31] 11.1983- MITSUBISHI CANTER 35 3.3 D [FB4] 01.1992-12.1996 MITSUBISHI CANTER 35 3.3 D [FE4] 01.1992-12.1996 MITSUBISHI CANTER 60 3.3 D [FE] 01.1984-12.1994 MITSUBISHI CANTER 60 3.3 TD [FE] 01.1992-12.1996 MITSUBISHI FUSO FA 3.3 [4D30] 01.1987-12.1989 MITSUBISHI FUSO FA 3.3 [4DR5] 01.1987-12.1989 MITSUBISHI FUSO FB 3.3 [4D30] 01.1984-12.1989 MITSUBISHI FUSO FB 3.3 [4DR5] 01.1984-12.1989
2310050K15	MITSUBISHI		ALTERNADOR NISSAN MONTACARGA K21 K25 12V 50A 1PK (HEB)	CATERPILLAR C3000 [K21] 01.2004-12.2009 CATERPILLAR C3500 [K21] 01.2004-12.2009 RENAULT SCENIC 1.4 16V [K4J714] 09.1999-08.2003 RENAULT SCENIC 1.4 16V [K4J750] 09.1999-08.2003 CATERPILLAR C4000 [K25] 01.2004-12.2009 CATERPILLAR C5000 [K25] 01.2004-12.2009 CATERPILLAR C5500 [K25] 01.2004-12.2009
A5046PR	MITSUBISHI		ALTERNADOR VOLVO FM FH MODERNO 24V 110A 8PK (AS) AS	RENAULT TRUCKS VOLVO TRUCKS
A01-4279N	MITSUBISHI		ALTERNADOR VOLVO FH MODERNO 24V 110A 8PK (SKIND) SKIND	RENAULT TRUCKS VOLVO TRUCKS
A5368PR	MITSUBISHI		ALTERNADOR RENAULT VI CAMION Y BUS 24V 130A 8PK (AS) AS	RENAULT TRUCK PREMIUM II 330 [DXI 11] 2005- RENAULT TRUCK PREMIUM II 370 [DXI 11] 2005- RENAULT TRUCK PREMIUM II 380 [DXI 11] 2005- RENAULT TRUCK PREMIUM II 410 [DXI 11] 2005- RENAULT TRUCK PREMIUM II 430 [DXI 11] 2005- RENAULT TRUCK PREMIUM II 440 [DXI 11] 2005- RENAULT TRUCK PREMIUM II 450 [DXI 11] 2005- RENAULT TRUCK PREMIUM II 460 [DXI 11] 2005-
114860	MITSUBISHI		ALTERNADOR RENAULT VOLVO MITSUBISHI 24V 110A 8PK 5P (HC-CARGO) 5P CAR GO	RENAULT TRUCKS VOLVO TRUCKS
113497	MITSUBISHI		ALTERNADOR MITSUBISHI MODERNO 4D33 4D34 S/B 24V 35A 2PK (HC) CAR GO	MITSUBISHI CANTER 60 [4D34-2AT4] 08.1996- MITSUBISHI CANTER 75 [4D34-2AT4] 10.1997- NEW HOLLAND 6D22
A5331	MITSUBISHI		ALTERNADOR SCANIA MODERNO MITSUBISHI 24V 100A 10PK (AS) 5P AS	SCANIA G480 12.7 [DC13.07] 01.2008- SCANIA P 270 9.0 [DC9.12] 09.2004- SCANIA P480 12.7 [DC13.07] 01.2008- SCANIA R480 12.7 [DC13.07] 01.2008



C	S	FOTO REFERENCIAL	DESCRIPCIÓN	APLICACIÓN
VT-AP-121P	MITSUBISHI		ALTERNADOR SCANIA MODERNO MITSUBISHI 24V 100A 10PK (VOLTEC PREMIUM 5P) VOLTEC PREMIUM	SCANIA G480 12.7 [DC13.07] 01.2008- SCANIA P 270 9.0 [DC9.12] 09.2004- SCANIA P480 12.7 [DC13.07] 01.2008- SCANIA R480 12.7 [DC13.07] 01.2008-
A5379S	MITSUBISHI		ALTERNADOR IVECO EUROARGO 180E 24V 90A 12PK (AS) 3P AS	
A5041	MITSUBISHI		ALTERNADOR IVECO 3 PINES MITSUBISHI 24V 90A 10PK (AS) AS	IVECO 180 E 24 7.8 [F2BE0681D] 09.1999-11.2004 IVECO 180 T 27 7.8 [F2BE0681F] 06.2005- IVECO 190 E 24 7.8 [F2BE0681D] 09.1998- IVECO 190 E 27 7.8 [F2BE0681C] 09.1998- IVECO 190 E 27 7.8 [F2BE0681F] 09.1998- IVECO 190 E 31 7.8 [F2BE0681B] 09.1998- IVECO 190 E 31 7.8 [F2BE0681B] 09.1999-11.2004 IVECO 190 E 35 7.8 [F2BE0681A] 09.1998- IVECO 190 E 35 7.8 [F2BE0681A] 09.1999-11.2004 IVECO 190 S 27 7.8 [F2BE0681C] 05.2005- IVECO 190 S 27 7.8 [F2BE0681F] 04.2004- IVECO 190 S 30 7.8 [F2BE0681E] 04.2004- IVECO 190 S 31 7.8 [F2BE0681B] 06.2003- IVECO 190 S 31 7.8 [F2BE0681C] 06.2003- IVECO 190 S 31 7.8 [F2BE0681E] 06.2003- IVECO 190 S 31 7.8 [F2BE3681C] 04.2004- IVECO 190 S 33 7.8 [F2BE3681B] 12.2006- IVECO 190 S 33 7.8 [F2BE3681B] 05.2007- IVECO 190 S 35 7.8 [F2BE0681A] 06.2003- IVECO 190 S 35 7.8 [F2BE0681A] 04.2004- IVECO 190 S 36 7.8 [F2BE3681A] 05.2007- IVECO 190 T 27 7.8 [F2BE0681F] 06.2005- IVECO 190 T 27 7.8 [F2BE0681F]
115585	MITSUBISHI		ALTERNADOR SCANIA MODERNO 24V 160A S/P (HC) CARGO	SCANIA BUS K400 12742CCM [DC13.113] 2006- SCANIA BUS K410 12742CCM [DC13.107] 2006- SCANIA BUS K440 12742CCM [DC13.112] 2006- SCANIA BUS K480 [DC13.]
A5345	MITSUBISHI		ALTERNADOR MITSUBISHI ROSA 4D34 CATERPILLAR S6E 24V 35A 1PK (AS) AS	MITSUBISHI S4E 1995-UP MOTOR MITSUBISHI SERVICIO MEDIANO S4E VP CAMIÓN ELEVADOR MITSUBISHI FD-35D MITSUBISHI S6E / S6S FD-35D2 MITSUBISHI S6E / S6S FD-35DS MITSUBISHI S6E / S6S FD-38 MITSUBISHI S6E / S6S FD-40D MITSUBISHI S6E / S6S FD -40D2 MITSUBISHI S6E/S6S FD-45D MITSUBISHI S6E/S6S FD-45D2 MITSUBISHI S6E/S6S FD-50C MITSUBISHI S6E/S6S FD-50C-D MITSUBISHI S6E/S6S
A5383S	MITSUBISHI		ALTERNADOR KUBOTA MITSUBISHI 12V 80A 1PK (AS) AS	KUBOTA / CATERPILLAR C3.3B CATERPILLAR SKID STEER 236D, 242D, 246D, 257D, 259D 262D, 277D, 279D, 287D, 289D CARGADORA DE RUEDAS CATERPILLAR 906H2, 907H2, 908H2
VT-AP-161P	MITSUBISHI		ALTERNADOR KUBOTA MITSUBISHI 12V 80A 1PK (VOLTEC PREMIUM) VOLTEC PREMIUM	KUBOTA / CATERPILLAR C3.3B CATERPILLAR SKID STEER 236D, 242D, 246D, 257D, 259D 262D, 277D, 279D, 287D, 289D CATERPILLAR WHEEL LOADER 906H2, 907H2, 908H2
VT-AP-176P	MITSUBISHI		ALTERNADOR MITSUBISHI FUSO 6D14 6D16 S/B 24V 30A 2PK (VOLTEC PREMIUM) VOLTEC PREMIUM	KOBELCO ENGINE [6D15] KOBELCO ENGINE [6D22C-T] KOBELCO ENGINE [6D22C] KOBELCO ENGINE [8DC8] KOBELCO ENGINE [8DC9-T] KOBELCO ENGINE [8DC9] KOBELCO K912A [6D22] 01.1985-12.1987 KOBELCO K907LC EXCAVATOR ENG. MITSUBISHI [6D31], [6D22], [E200B], [S6K] MITSUBISHI FUSO ENG. [6D14], [6D15], [6D16] HYUNDAI 200-5 [8DC9] [8DC8]
A6604(DENSO)	NIPPON DENSO		ALTERNADOR PERKINS ISKRA MODERNO 12V 120A S/P (DENSO) DENSO	MANITOU TELEHANDLERS MRT 1440 ENG. PERKINS 4.4 [1104D-44TA] MASSEY-FERGUSON MF 8000 ENG. PERKINS [1104D-44T] CATERPILLAR 432D [3054E] 2000-2005 CATERPILLAR 416E 426E ENG. [3054C] PERKINS ENGINES [1104D-44TA] 2007- TEREX SKL 873 6.0 [1106C-E60TA] 01.2002- TEREX TL160 4.4 [1104D-44T] 01.2006-12.2013



C	S	FOTO REFERENCIAL	DESCRIPCIÓN	APLICACIÓN
VT-AP-163P	NIPPON DENSO		ALTERNADOR CATERPILLAR NIPPON DENSO D6R 24V 95A S/P (VOLTEC PREMIUM) VOLTEC PREMIUM	CATERPILLAR EXCAVATOR E320D/ E325D / CATERPILLAR TRACTOR D7H CATERPILLAR 3126 ; 7.2L DSL. 1996-2003/ CATERPILLAR WHEEL LOADER 938G CATERPILLAR 3126 ; 7.2L DSL. 1996-2003 FREIGHTLINER TRUCK ARGOSY CATERPILLAR 3406 2001-2002/ FREIGHTLINER TRUCK CENTURY CLASS L6 10.8L 10834CC 661CID CUMMINS M11 1999-/ FREIGHTLINER TRUCK FC80 L6 5.9L 5882CC 359CID 2001-2003/ FREIGHTLINER TRUCK FL FLC 112 / 120 555 2000-/ FREIGHTLINER TRUCK FL50 L6 7.2L 441CID 2003-/ FREIGHTLINER TRUCK FL-90 OM366 1998-1999/ FREIGHTLINER TRUCK WF (C,P,T) SERIES 12V-71 1998-1999/ MACK TRUCK CL ISX 1998-2003
115385	NIPPON DENSO		ALTERNADOR CATERPILLAR NIPPON DENSO D6R 24V 95A S/P (HC) THE CAR GO	CATERPILLAR EXCAVATOR E320D/ E325D / CATERPILLAR TRACTOR D7H CATERPILLAR 3126 ; 7.2L DSL. 1996-2003/ CATERPILLAR WHEEL LOADER 938G CATERPILLAR 3126 ; 7.2L DSL. 1996-2003 FREIGHTLINER TRUCK ARGOSY CATERPILLAR 3406 2001-2002/ FREIGHTLINER TRUCK CENTURY CLASS L6 10.8L 10834CC 661CID CUMMINS M11 1999-/ FREIGHTLINER TRUCK FC80 L6 5.9L 5882CC 359CID 2001-2003/ FREIGHTLINER TRUCK FL FLC 112 / 120 555 2000-/ FREIGHTLINER TRUCK FL50 L6 7.2L 441CID 2003-/ FREIGHTLINER TRUCK FL-90 OM366 2003-/ 1999/ FREIGHTLINER TRUCK WF (C,P,T) SERIES 12V-71 1998-1999/ MACK TRUCK CL ISX 1998-2003
A6349	NIPPON DENSO		ALTERNADOR TOYOTA HIACE 2L BACKUS CHICO 12V 55A 2PK (AS) AS	
VT-AP-162P	NIPPON DENSO		ALTERNADOR TOYOTA PICKUP 2L 12V 55A 2PK (VOLTEC PREMIUM) VOLTEC PREMIUM	TOYOTA DYNA 100 2.4 D ..H8.. 1984-1995 2446CCM 2L/ TOYOTA DYNA 150 2.8 D LY6.. 1988-1995 2779CCM 3L/ TOYOTA HI-ACE II 2.2 D H20 1983-1984 2188CCM L/ TOYOTA HI-ACE II 2.4 D H20 1984-1989 2446CCM 2L / TOYOTA HI-LUX 2.2 D RN LN YN 1983-1989 2188CCM 2L / TOYOTA HI-LUX 2.4 D RN LN YN 1984-1989 2446CCM 2L/ TOYOTA LAND CRUISER 2.4 D ..J7.. 1984-1989 2446CCM 2L// VOLKSWAGEN TARO 2.4 D 7A 1989-1997 2446CCM 2L
A6358	NIPPON DENSO		ALTERNADOR TRACTOR KUBOTA 12V 45A 1PK 2P (AS) 2P AS	KUBOTA ENGINE G3B-H 1995 - KUBOTA ENGINE D950-B 1998 TRACTOR L3710HSTC 1998 - TRACTOR L4610 1995 - TRACTOR L4610GST 1999 - TRACTOR L4610HST 1999 - TRACTOR L4610HSTC 1999 - KUBOTA B2530 [D1105] 01.2008- KUBOTA ENGINE [D722] KUBOTA F1900 [D722] 01.2008- KUBOTA F2880 [D1305] 01.2008- KUBOTA KX41-3V [D902] 01.2004- THOMAS INDUSTRIAL EQUIPMENT SKID STEER T95 KUBOTA L4240 2007-2013 KUBOTA L5740 2007-2008 KUBOTA L5740HST 2007-2008
VT-AP-124E	NIPPON DENSO		ALTERNADOR TRACTOR KUBOTA 12V 45A 1PK 2P (VOLTEC) 2P VOLTEC PREMIUM	KUBOTA ENGINE G3B-H 1995 - KUBOTA ENGINE D950-B 1998 TRACTOR L3710HSTC 1998 - TRACTOR L4610 1995 - TRACTOR L4610GST 1999 - TRACTOR L4610HST 1999 - TRACTOR L4610HSTC 1999 - KUBOTA B2530 [D1105] 01.2008- KUBOTA ENGINE [D722] KUBOTA F1900 [D722] 01.2008- KUBOTA F2880 [D1305] 01.2008- KUBOTA KX41-3V [D902] 01.2004- THOMAS INDUSTRIAL EQUIPMENT SKID STEER T95 KUBOTA L4240 2007-2013 KUBOTA L5740 2007-2008 KUBOTA L5740HST 2007-2008
VT-AP-177P	NIPPON DENSO		ALTERNADOR TOYOTA 2C C/BOMBA 12V 75A 1PK (VOLTEC PREMIUM) VOLTEC PREMIUM	
VT-AP-169E	NIPPON DENSO		ALTERNADOR TOYOTA DYNA 13B 24V 60A 2PK (VOLTEC) VOLTEC	TOYOTA DYNA, COASTER, LCV [15B]
A6493S	NIPPON DENSO		ALTERNADOR HINO 300 24V 80A 2PK (AS) AS	HINO 300/ TOYOTA DYNA/ TOYOTA TOYOACE [N04C TJJ 2011-



C	S	FOTO REFERENCIAL	DESCRIPCIÓN	APLICACIÓN
A9352S	PRESTOLITE		ALTERNADOR SCANIA PRESTOLITE 24V 150A 10PK (AS) 	SCANIA PRESTOLITE
VT-AP-172P	SAWAFUJI		ALTERNADOR NISSAN FE6 24V 50A 2PK (VOLTEC PREMIUM) 	NISSAN DIESEL (1995-97) RF8, FE6, RG8
VT-AP-173P	SAWAFUJI		ALTERNADOR HINO 500 24V 60A 5PK (VOLTEC PREMIUM) 	HINO J08C
A01-4234N	SAWAFUJI		ALTERNADOR HINO 500 24V 60A 5PK (SKIND) 	HINO J08C
A3270(VALEO)	VALEO		ALTERNADOR HYUNDAI H100 MODERNO KIA BONGO 12V 90A 7PK (VALEO) 	KIA K2500 BONGO (SD) 2.5 CWDI [D4CB] 01.2012- HYUNDAI PORTER 2.5 01.2012- HYUNDAI H100 [HR] EUR; H-100 04: NOV [KEURPHR04] 2006- HYUNDAI H100 [HR] H-100 04 (CAMIÓN): NOV [KGENPHR04] 2006- KIA K2500 / K2700 / K2900 / K3000S [PU] [KGENPPU04] 2006- D4CB
A3270S	VALEO		ALTERNADOR HYUNDAI H100 MODERNO KIA BONGO 12V 90A 7PK (AS) 	KIA K2500 BONGO (SD) 2.5 CWDI [D4CB] 01.2012- HYUNDAI PORTER 2.5 01.2012- HYUNDAI H100 [HR] EUR; H-100 04: NOV [KEURPHR04] 2006- HYUNDAI H100 [HR] H-100 04 (TRUCK): NOV [KGENPHR04] 2006- KIA K2500/K2700/K2900/K3000S [PU] [KGENPPU04] 2006- D4CB
VT-AP-130P	VALEO		ALTERNADOR HYUNDAI H100 MODERNO KIA BONGO 12V 90A 7PK (VOLTEC PREMIUM) 	KIA K2500 BONGO (SD) 2.5 CRDI [D4CB] 01.2012- HYUNDAI PORTER 2.5 01.2012- HYUNDAI H100 [HR] EUR; H-100 04: NOV [KEURPHR04] 2006- HYUNDAI H100 [HR] H-100 04 (TRUCK): NOV [KGENPHR04] 2006- KIA K2500/K2700/K2900/K3000S [PU] [KGENPPU04] 2006- D4CB
VT-AP-180P	VALEO		ALTERNADOR HYUNDAI PORTER H1 H100 12V 110A 2PK (VOLTEC PREMIUM) 2P 	HYUNDAI H-1 2.5 CWDI [D4CB] 2002-2006 HYUNDAI H-1 2.5 CWDI 4WD [D4CB] 2002-2004 HYUNDAI H200 2.5 CWDI [D4CB] 2003-2006 KIA SORENTO 1 2.5 CWDI JC [D4CB] 2002-2006
A3060	VALEO		ALTERNADOR VOLVO VALEO 24V 55A SP (AS) 	VOLVO BM L90C 1994-2001 TD63KBE/ VOLVO CONSTRUCTION EQUIPMENT EC150C EXCAVATOR 1996-1997 4400CCM VOLVO TD40KEE (PERKINS)/ VOLVO PENTA TAMD72 1991- 316KW 6 CYL./ VOLVO PENTA TMD40 1977-1986 6 CYL/ VOLVO TRUCK F16 1991-1993 TD163ES



C	S	FOTO REFERENCIAL	DESCRIPCIÓN	APLICACIÓN
A3138	VALEO		<p>ALTERNADOR PEUGEOT BOXER CITROEN JUMPER 12V 90A 6PK (AS)</p>	<p>CITROEN JUMPER II 2.0 HDI 244 2004-2006 1997CCM RHV (DW10UTD)/ CITROEN JUMPER III 2.2 HDI 250 2004- 2198CCM 4HU 4HV (P22DTE) / CITROEN RELAY II 2.0 HDI 244 2004-2006 1997CCM RHV (DW10UTD)/ FIAT DUCATO 15 2.0 JTD 244 2004-2006 1997CCM RHV/ PEUGEOT BOXER 2.0 HDI 244 2004-1997CCM DW10UTD TD/ PEUGEOT BOXER 2.2 HDI 244 2004- 2179CCM 4HY (DW12UTED)</p>
VT-AP-171P	VALEO		<p>ALTERNADOR MERCEDES SPRINTER 12V 220A 6PK (VOLTEC PREMIUM)</p>	<p>MERCEDES BENZ SPRINTER 2.1 CDI [OM651.955] 05.2009- MERCEDES BENZ SPRINTER 2.1 CDI [OM651.955] 08.2011- MERCEDES BENZ SPRINTER 2.1 CDI [OM651.956] 06.2006- MERCEDES BENZ SPRINTER 2.1 CDI [OM651.956] 05.2009- MERCEDES BENZ SPRINTER 2.1 CDI [OM651.956] 08.2011- MERCEDES BENZ SPRINTER 2.1 CDI 4X4 [OM651.955] 05.2009</p>



C	S	FOTO REFERENCIAL	DESCRIPCIÓN	APLICACIÓN
1208709	BOSCH		VOLTEC ARRANCADOR VOLKSWAGEN AMAZON 12V 9T 1.0KW (HEB) CW	AUDI 100 1.8 [DR] 08.1982-10.1986 AUDI 100 1.8 [DS] 05.1983-07.1987 AUDI 100 1.8 [JV] 03.1983-07.1987 AUDI 100 1.8 [PH] 04.1985-07.1987 AUDI 100 1.8 [RS] 11.1986-08.1987 AUDI 100 1.8 [SH] 08.1986-07.1987 AUDI 100 1.8 QUATTRO [WJ] 03.1983-07.1987 AUDI 100 1.8 QUATTRO [NP] 08.1985-07.1988 AUDI 100 1.8 QUATTRO [PH] 04.1985-07.1988 AUDI 100 1.8 QUATTRO [SH] 02.1986-07.1987 AUDI 80 1.3 [EP] 08.1981- 07.1986 AUDI 80 1.6 [AB] 08.1990-10.1991 AUDI 80 1.8 [DS] 01.1983- 08.1986 AUDI 80 1.8 [JN] 08.1984-08.1986 AUDI 80 1.8 [RU] 10.1986- 01.1990 AUDI 80 1.8 [SF] 02.1986-07.1986 AUDI 80 1.8 E [DZ] 06.1986- 08.1986 AUDI 80 1.8 GTE [DZ] 10.1984-08.1986 AUDI 80 1.8 GTE [PV] 08.1985-03.1987 AUDI 80 1.8 GTE QUATTRO [DZ] 08.1985-08.1986 AUDI 90 1.8 QUATTRO [JN] 08.1985-08.1986 AUDI 80 1.8 QUATTRO [NE] 08.1984-08.1986 AUDI 80 1.8 S [PM] 09.1986-10.1991 AUDI 80 2.0 [S] AD9 FN AUDI 100 1.8 [F] 05.1983-07.1987 AUDI 100 1.8 [F] 05.1983-07.1987 MERCEDES BENZ SPARTAN 218 3.0 CDI (906)[OM642.896] 06.2006- MERCEDES BENZ SPARTAN 218 3.0 CDI (906)[OM642.993] 06.2006- MERCEDES BENZ SPARTAN 218 3.0 CDI (906)[OM642.992] 05.2011 MERCEDES BENZ SPARTAN 219 3.0 CDI (906)[OM642.896] 03.2009- MERCEDES BENZ SPARTAN 3.0 CDI (906)[OM642.896] 05.2011- MERCEDES BENZ SPARTAN 3.0 CDI (906)[OM642.898] 05.2011- MERCEDES BENZ SPARTAN 318 3.0 CDI (906)[OM642.898] 02.2009- MERCEDES BENZ SPARTAN 318 3.0 CDI (906)[OM642.992] 02.2009- MERCEDES BENZ SPARTAN 318 3.0 CDI (906)[OM642.993] 06.2006- MERCEDES BENZ SPARTAN 318 3.0 CDI (906)[OM642.993] 06.2006- MERCEDES BENZ SPARTAN 318 3.0 CDI (906)[OM642.993] 02.2008- MERCEDES BENZ SPARTAN 318 3.0 CDI (906)[OM642.896] 02.2008 MERCEDES BENZ SPARTAN 318 3.0 CDI (906)[OM642.993] 02.2008 MERCEDES BENZ SPARTAN 318 3.0 CDI (906)[OM642.993] 02.2008
S0460S	BOSCH		ARRANCADOR MERCEDES SPRINTER JEEP GRAND CHEROKEE 12V 10T 1.8KW CW (AS) CW	AS CITROEN BX 16 1.9 [BAZ (XUSCP)] 07.1986-12.1994 CITROEN BX 17 1.8 DIESEL [161 (XUD7)] 10.1985-09.1993 CITROEN BX 19 1.9 4x4 [D2F] 04.1989-02.1993 CITROEN BX 19 1.9 [MDJ] 03.1989 (0X1Z) 909 (4X4) 10.1990 [DZ] (XU9M) 10.1990 [DZ] (XU9M) 05.1991 CC CITROEN BX 19 1.9 DIESEL [162(XUD9)] 09.1985-12.1987 CITROEN BX 19 1.9 DIESEL [D9B(XUD9AU)] 03.1987-12.1994 CITROEN BX 19 1.9 TURBO TRD [ABA(XUD4CITE)] 03.19X18 19 1.9 TURBO TRD [AJZ(XUD7TE)] 02.1988- 12.1994 CITROEN C-CROSSER 2.2 HDI [DW12MTEd4] 02.2007- CITROEN C15 1.8 DIESEL [161A(XUD7N)8 5-CITRO. 1.9 DIESEL [D9B(XUD07A/U)] 02.1994 CITROEN C25 2.5 DIESEL 4X4 [CRD93L] 01.1987-02.1994 CITROEN C4 2.0 HDI GRAND PICASSO [RHJ/DW10BTEd4] 10.2006- CITROEN C5 2.2 HDI [4HT(DW12B4EN C6)] 0- CITROEN C6 2.0 HDI [RHR/DW10BTEd4] 03.2006- CITROEN EUROION 1.6 TD [D9B(XUD07) 14.1994-07.2002 CITROEN EUROION EUROION 1.6 TD [D9B(XUD07) 14.1994-07.2002 CITROEN EUROION
S0711S	BOSCH		ARRANCADOR CITROEN BERLINGO PEUGEOT 405 PILOTO 12V 9T 1.1KW CW (AS) CW	AS TOYOTA AVENSIS 2.0 D-4D [T22][1CD-FTV] 10.1999- 02.2003 TOYOTA AVENSIS 2.0 D-4D [T25][1CD-FTV] 04.2003- TOYOTA AVENSIS 2.0 TD [2C-TE] 09.1997- 07.2000 TOYOTA CARINA E 2.0 116V (ST191)[3S-GE] 01.1996-09.1997 TOYOTA COROLLA 2.0 D-4D (E12_12J_[1CD-FTV] 01.2002-05.2004 TOYOTA COROLLA 2.0 D-4D (E12U_ E12J_)[1CD-FTV] 10.2001- TOYOTA COROLLA 2.0 D-4D (E12_ E12T_)[1CD-FTV] 08.2002- TOYOTA COROLLA 2.0 D-4D VERSO [1CD-FTV] 04.2004-
02-A0076R	BOSCH		ARRANCADOR TOYOTA COROLLA AURIS AVENSIS CELICA 12V 11T 1.1KW (SKIND)	SKIND AUDI A2 1.4 [AU] 09.1999-04.2002 AUDI A2 1.4 [BBY] 11.2001- AUDI A2 1.6 FSI 8Z [BAD] 2002-2005 SEAT CORDOBA 1.6 [BAH] 02.2003- SEAT IBIZA 1.2 [AZQ] 02.2002-06.2002 SEAT IBIZA 1.4 16V [AUB] 02.2002- SEAT IBIZA 1.4 16V [BYB] 02.2002- SEAT IBIZA 1.4 16V [BBZ] 02.2002- SKODA FABIA 1.4 16V [AU] 09.1999-05.2002 SKODA FABIA 1.4 16V [AUB] 09.1999-05.2002 SKODA FABIA 1.4 16V [BBY] 09.2000-05.2002 SKODA FABIA 1.4 16V [BBZ] 09.1999-05.2002 SKODA FABIA 1.4 16V [BKY] 09.2000-05.2002 VW BORA 1.6 [BAD] 08.2001-06.2002 VW GOLF IV 1.6 [BAD] 01.2002- VW GOLF IV 1.6 FSI [BAD] 01.2002- VW LUPO 1.6 GTI [AVY] 09.2000- VW NEW BEETLE 1.4 [BCA] 11.2001-06.2002 VW POLO 1.2 [AWY] 01.2002-05.2004 VW POLO 1.2 [AZQ] 10.2001-05.2004 VW POLO 1.4 [AUB] 10.2001-04.2002 VW POLO 1.4 16V [AU] 06.2000- 09.2001 VW POLO 1.4 16V [AUB] 10.2001- VW POLO 1.4 16V [BYB] 10.2001- VW POLO 1.4 16V [BBZ] 10.2001- VW POLO 1.4 16V [BKY]
VT-SG-139E	BOSCH		ARRANCADOR VOLKSWAGEN POLO GOLF IV 12V 10T 1.1KW CCW (VOLTEC) VOLTEC PREMIUM	AUDI Q3 2.0 TFSI QUATTRO CCZC CP5A 7DC AT 2011- / AUDI TT 2.0 TFSI CESA CETA 2011- / SEAT ALHAMBRA 2.0 TSI CCZA 2010- SEAT ALTEA XL 2.0 TFSI CCZB 2009- / SKODA OCTAVIA III 2.0 TSI RS CHHB 2013- // VOLKSWAGEN BEETLE 2.0 TSI CBFA CCTA CCZA 2011- / VOLKSWAGEN GOLF VI 2.0 GTI CDLG 2011-2012 / VOLKSWAGEN PASSAT CC 2.0 TSI CBFA CCTA CCZA 2009- / VOLKSWAGEN TIGUAN 2.0 TSI CCZB CCZD 2011- / VOLKSWAGEN C/J 2011 T5 CJ TSKI
S02-0174R	BOSCH		ARRANCADOR VOLKSWAGEN TIGUAN 2.0TFSI 12V 11T 2.5KW (SKIND)	HYUNDAI I20 1.4 PB PBT 2012- 1396CCM G4FA/ HYUNDAI I30 1.1.6 FD 2007-2012 1591CCM G4FC/ HYUNDAI I40 1.6 GDI 1591CCM G4FC/ HYUNDAI IX20- 1396CCM G4FA/ HYUNDAI VELOSTER 1.6 HYUNDAI VELOSTER 1.6 MPI FS 14G6 VELOSTER CM HYUNDAI 2016/CM T-GDI FS 2011- 1591CCM G4F/J/ KIA CARENS IV 1.6 RP 2013- 1591CCM G4FD/ KIA CEE'D II 1.4 ED 2008-2012 1396/KCCM G4EE'D ICCM G4FG 1.6 ED 2008-2012 1591CCM CEE'D II/ KIA 1.4 CVVT JD 2012- 1396CCM G4FA/ KIA RIO III 1.4 CVVT VW 2011- 1396CCM G4FA/ KIA SOUL 1.1.6I AM 2012- 1591CCM G4FC/ KIA GDI SL10 1.60 SPORTAGE III 1.6 - 1591CCM G4FD/ KIA VENGTA 1.4 CV06-YN 130/ KIA VENGTA 1.6 CVVT YN 2009- 1591CCM G4FC
VT-SG-140E	BOSCH		ARRANCADOR HYUNDAI I20 I30 12V 8T 1.4KW (VOLTEC)	HYUNDAI I20 1.4 PB PBT 2012- 1396CCM G4FA/ HYUNDAI I30 1.1.6 FD 2007-2012 1591CCM G4FC/ HYUNDAI I40 1.6 GDI 1591CCM G4FC/ HYUNDAI IX20- 1396CCM G4FA/ HYUNDAI VELOSTER 1.6 HYUNDAI VELOSTER 1.6 MPI FS 14G6 VELOSTER CM HYUNDAI 2016/CM T-GDI FS 2011- 1591CCM G4F/J/ KIA CARENS IV 1.6 RP 2013- 1591CCM G4FD/ KIA CEE'D II 1.4 ED 2008-2012 1396/KCCM G4EE'D ICCM G4FG 1.6 ED 2008-2012 1591CCM CEE'D II/ KIA 1.4 CVVT JD 2012- 1396CCM G4FA/ KIA RIO III 1.4 CVVT VW 2011- 1396CCM G4FA/ KIA SOUL 1.1.6I AM 2012- 1591CCM G4FC/ KIA GDI SL10 1.60 SPORTAGE III 1.6 - 1591CCM G4FD/ KIA VENGTA 1.4 CV06-YN 130/ KIA VENGTA 1.6 CVVT YN 2009- 1591CCM G4FC
S3112	BOSCH		ARRANCADOR HYUNDAI I20 I30 12V 8T 1.4KW CW (AS) CW	MAHINDRA BOLERO PICKUP 2.5 D 04-? 74KV / 100LS 2498SM3 DIESEL PICKUP/ MAHINDRA PIK-UP PICK-UP 2.6 CRDE 07-? S'Z26DI 85KV / 116LS 2609SM3 DIESEL PICKUP/ MAHINDRA PIK-UP 2.6 CRDE 4X4 PICKUP 07-? S'Z26DI 85KV / 116LS 2609SM3 DIESEL PICKUP/ MAHINDRA PIK-UP 2.6 CRDE 4X4 PICKUP 08-? S'Z26DI 81KV / 110LS 2609SM3 DIESEL PICKUP/ MAHINDRA SCORPIO 2.6 CRDE 4X4 08-? S'Z26DI 81KV / 110LS 2609SM3 DIESEL AT/ CLOSED/ MAHINDRA SCORPIO 2.6 CRDI 4X4 02-? S'Z26DI 80KV / 109LS 2609SM3 DIESEL AT/ CLOSED/ MAHINDRA SCORPIO PICKUP 2.6 CRDE 07-? S'Z26DI 85KV / 116LS 2609SM3 DIESEL PICKUP/ MAHINDRA SCORPIO PICKUP 2.6 CRDE 4X4 07-? S'Z26DI 85KV / 116LS 2609SM3 DIESEL PICKUP/ MAHINDRA SCORPIO PICKUP 2.6 CRDE 4X4 08-? S'Z26DI 81KV / 110LS 2609SM3 DIESEL PICKUP/
VT-SP-111P	BOSCH		ARRANCADOR MAHINDRA 2.5TD 12V 9T 2KW (VOLTEC PREMIUM) VOLTEC PREMIUM	



C	S	FOTO REFERENCIAL	DESCRIPCIÓN	APLICACIÓN
S0718S	BOSCH		ARRANCADOR TOYOTA HILUX 1KD 2KD BOSCH 12V 9T 2KW CW (AS) CW 	TOYOTA FORTUNER , HILUX 1KDFTV 2006-2011
02-A0081R	BOSCH		ARRANCADOR TOYOTA HILUX 1KD 2KD BOSCH 12V 9T 2KW (SKIND) 	TOYOTA FORTUNER , HILUX 1KDFTV 2006-2011
VT-SG-141E	BOSCH		ARRANCADOR VOLKSWAGEN ESCARABAJO 1300 12V 9T 0.9KW (VOLTEC) 	VW FUSCA KOMBI 1,6
02-A0044R	BOSCH		ARRANCADOR JEEP CHEROKEE 12V 9T 1.4KW CW (SKIND) CW 	JEEP CHEROKEE 2.5 I [EPE] 12.1991-05.2002 JEEP CHEROKEE 2.5 I [HX] 12.1991-05.1994 JEEP WRANGLER 2.5 [P00] 01.1988-05.1994 JEEP COMANCHE 2.5 1986-1992 EAGLE PREMIER PREMIER 2.5 1988-1989
02-A0061R	CHINO		ARRANCADOR KIA K2 HYUNDAI CRETA 12V 11T 0.9KW (SKIND) 	KIA K2 (HATCHBACK) 2011-2016 1.4 L /1.6L MT/AT GLS
02-A0087R	CHINO		ARRANCADOR FAW S2 S3 12V 9T 1.2KW CW (SKIND) CW 	FAW S2 S3
VT-SG-174E	CHINO		ARRANCADOR FAW S2 S3 12V 9T 1.2KW (VOLTEC) 	
02-A0088R	CHINO		ARRANCADOR HAVAL H3 12V 9T 2.0KW (SKIND) 	0
02-A0089R	CHINO		ARRANCADOR GOLDEN DRAGON 12V 9T 1.4KW (SKIND) 	0



C	S	FOTO REFERENCIAL	DESCRIPCIÓN	APLICACIÓN
VT-SG-135E	CHINO		ARRANCADOR BYD F3 12V 10T 1.2KW (VOLTEC) VOLTEC	BYD F3
S1068S	DELCO REMY		ARRANCADOR HYUNDAI TUCSON KIA SORENTO 12V 11T 1.2KW CW (AS) CW AS	HYUNDAI IX35 2.0 [G4KD] 01.2010 2010-HYUNDAI IX35 2.4 4X4 [G4KE] 01/01/2013 HYUNDAI SANTA FE 2.4 [G4KE] 010.2010.2010- HYUNDAI SANTA 2.4 4X4 [G4KCC] G4KE] 01.2009- KIAVT4G SORENTO 4X4 CV] 01.2009- KIA SPORTAGE 2.0 CVVT [G4KD] 01.2010- KIA SPORTAGE 2.0 CVVT AWD [G4KD] 01.2010-
VT-SG-125E	DELCO REMY		ARRANCADOR HYUNDAI TUCSON KIA SORENTO 12V 11T 1.2KW (VOLTEC) VOLTEC	HYUNDAI IX35 2.0 [G4KD] 01.2010 2010-HYUNDAI IX35 2.4 4X4 [G4KE] 01/01/2013 HYUNDAI SANTA FE 2.4 [G4KE] 010.2010.2010- HYUNDAI SANTA 2.4 4X4 [G4KCC] G4KE] 01.2009- KIAVT4G SORENTO 4X4 CV] 01.2009- KIA SPORTAGE 2.0 CVVT [G4KD] 01.2010- KIA SPORTAGE 2.0 CVVT AWD [G4KD] 01.2010-
02-A0020R	DELCO REMY		ARRANCADOR HYUNDAI TUCSON KIA SORENTO 12V 11T 1.2KW (SKIND) SKIND	HYUNDAI IX35 2.0 [G4KD] 01.2010 2010-HYUNDAI IX35 2.4 4X4 [G4KE] 01/01/2013 HYUNDAI SANTA FE 2.4 [G4KE] 010.2010.2010- HYUNDAI SANTA 2.4 4X4 [G4KCC] G4KE] 01.2009- KIAVT4G SORENTO 4X4 CV] 01.2009- KIA SPORTAGE 2.0 CVVT [G4KD] 01.2010- KIA SPORTAGE 2.0 CVVT AWD [G4KD] 01.2010-
VT-SG-143E	DELCO REMY		ARRANCADOR KIA CERATO 2.0 HYUNDAI SONATA 2.4 2008' 12V 8T 1.2KW (VOLTEC) VOLTEC	HYUNDAI GENESIS 2.0 CVVT [G4KF] 06.2008- HYUNDAI GENESIS 2.0 T [G4KF] 01.2008- HYUNDAI GENESIS 2.0 T [G4KF] 11.2011- HYUNDAI GENESIS COUPE 2.0 T [G4KF] 04.2012- HYUNDAI H-1 TRAVEL 2.4 02.2008- HYUNDAI SONATA 2.0 GLSI [G4KD] 07.2008- 12.2010 HYUNDAI SONATA 2.0 VVTI GLS [G4KA] 05.2005- HYUNDAI SONATA 2.0 VVTI GLS [G4KD] 01.2008- HYUNDAI SONATA 2.4 [G4KC] 01.2005- HYUNDAI SONATA 2.4 [G4KC] 06.2008-12.2009 KIA CARENS 2.0 CVT [G4KA] 09.2006- KIA CERATO 2.0 [G4KD] 01.2009- KIA CERATO 2.0 MPI 06.2013- KIA MAGENTIS 2.0 [G4KA] 11.2005- KIA MAGENTIS 2.0 [G4KD] 07.2009
02-A0030R	DELCO REMY		ARRANCADOR DELCO MARINO 12V 11T 1.5KW (SKIND) SKIND	CHEVROLET BLAZER 4.3 1999-2002 / CHEVROLET EXPRESS 4.3 1999-2002// GMC JIMMY 4.3 1999-2001/ GMC SAFARI 4.3 2001-2003// ISUZU HOMBRE 4.3 2000-
S02-2628R	DELCO REMY		ARRANCADOR JEEP WRANGLER 12V 9T 1.3KW (SKIND) CW SKIND	JEEP WRANGLER 3.6L 2012-15
VT-SG-165E	DELCO REMY		ARRANCADOR CHEVROLET N200 N300 12V 8T 0.9KW (VOLTEC) VOLTEC	CHEVROLET N300 SGMW ZHI GUANG, YANG GUANG, RONG GUANG (S), HONG TU, CABINA SIMPLE / DOBLE B10 (1.0L)? B12 (1.2L)
S2007	HITACHI		ARRANCADOR NISSAN TD27 12V 9T 2.5KW CW (AS) CW AS	NISSAN CABSTAR II 2.5 D F22 1988-1992 24888CCM TD25/ NISSAN KING VAN 2.3 D E24 1987-1989 2289CCM TD23/ NISSAN KING VAN 2.5 D24 1988- 1998 24888CCM TD25/ NISSAN NAVARA 2.5 D22 1998 2001 2494CCM 2. CARRETILLAS ELEVADORAS TD27 NISSAN 1986-1996 2664CCM TD27



C	S	FOTO REFERENCIAL	DESCRIPCIÓN	APLICACIÓN
S02-1440R	HITACHI		ARRANCADOR NISSAN PRIMERA 2.0L 2002 12V 10T 1.2KW (SKIND) 	NISSAN PRIMERA 2.0 WP12 [QR20DE] 2002- EN
VT-SG-146E	HITACHI		ARRANCADOR NISSAN PRIMERA 2.0L 2002 12V 10T 1.2KW (VOLTEC) 	NISSAN PRIMERA 2.0 WP12 [QR20DE] 2002- EN
STH1137	HITACHI		ARRANCADOR NISSAN ALMERA SR18 SR20 12V 8T 1.4KW (HEB)	NISSAN ALMERA I 2.0 N15 [SR20DE] 1996-2000 NISSAN 100 NX 2.0 GTI (B13)[SR20DE] 10.1990-10.1995 NISSAN PRIMERA 2.0 (P10)[SR20DE] 06.1990-06.1996 NISSAN PRIMERA 2.0 (P10)[SR20DI] 06.1990-01.1996 NISSAN PRIMERA 2.0 (W10)[SR20DI] 07.1990-04.1996 NISSAN PRIMERA 2.0 [SR20DE] 01.1995-06.1996 NISSAN PRIMERA 2.0 16V 4WD (P10)[SR20DI] 04.1991-06.1996 NISSAN PRIMERA 2.0 GT
S02-1441R	HITACHI		ARRANCADOR NISSAN ALMERA 1.4L 1.6L 12V 8T 1.4KW (SKIND) 	NISSAN ALMERA 1.4L/ 1.6L
VT-SG-183E	HITACHI		ARRANCADOR NISSAN VERSA 12V 10T 1.4KW CW (VOLTEC) CW 	NISSAN KICKS
S2012	HITACHI		ARRANCADOR NISSAN ZD30 12V 9T 2.5KW CW (AS) CW 	NISSAN INTERSTAR 3.0 DCI 140 X70 [ZD30] 2003- NISSAN PATHFINDER I (WD21) 3.0 I 4WD [ZD30] 1990 - 1995 NISSAN TERRANO II 3.0 DI R20 [ZD30] 2002- OPEL MOVANO A 3.0 DTI [ZD3200] [ZD0205-] RENAULT MASTER II 3.0 DCI ED FD HD UD [ZD3] 2003-2006 RENAULT TRUCK MASCOTT 120.35 3.0 TD DXI [ZD3A600] 2004-2007 RENAULT TRASCOTT 160.35 3.0 TD DXI 3-160 [ZD3604] 2004-2007 NISSAN TD [F-24 1030 ZD30DDT] 2.5KW
VT-SP-115P	HITACHI		ARRANCADOR NISSAN NAVARA YD25 TD24 4X4 2001' 12V 12T 2.2KW (VOLTEC PREMIUM) 	NISSAN KING CAB 2.5 TD D22 01.2001- 4X4 NISSAN RECOGE 2.5 TD D22 01.2001- NISSAN TD24
VT-SG-115E	HITACHI		ARRANCADOR NISSAN DATSUN J15 1.5 12V 9T 1KW (VOLTEC) 	NISSAN RECOGER 1,5 620 1973-1979 1483CCM J15/ NISSAN RECOGER 1,6 720 1979-1985 1567CCM J16/ NISSAN URVAN 1,6 E23 1980-1987 1567CCM J16
VT-SG-106E	MITSUBISHI		ARRANCADOR HYUNDAI SONATA MECANICO PILOTO 12V 8T 1.2KW (VOLTEC) 	HYUNDAI H-1 2.4 10.1997- HYUNDAI H-1 2.4 STAREX [G4CS] 10.1997- HYUNDAI H-1 2.4 STAREX 4WD [G4CS] 10.1997- HYUNDAI H100 2.4 [G4CS] 01.1997-03.2000 HYUNDAI H100 P 2.4-93- LANTRA 1.6 I 16V [G4CR] 10.1990-10.1991 EN HYUNDAI LANTRA 1.6 I 16V [G4CR] 10.1990-04.1999 HYUNDAI LANTRA 1.8 I 16V [G4CN] 06.1992-04.1995 HYUNDAI SANTAMA 2.0 16V 05.1999-12.2002 HYUNDAI SANTAMA] 10.1997- HYUNDAI SONATA 1.8 I 05.1989-06.1998 HYUNDAI SONATA 2.0 I [G4CP-U] 05.1989-10.1999 HYUNDAI SONATA 2.0 I [G4CP-U] 05.1989-06.1998 HYUNDAI



C	S	FOTO REFERENCIAL	DESCRIPCIÓN	APLICACIÓN
VT-SG-113E	MITSUBISHI		ARRANCADOR NISSAN SENTRA GA13 GA15 QG15 PUNTA CORTA 12V 8T 1.4KW CW (VOLTEC) CW VOLTEC	NISSAN ALMERA 1.5 (N16)[QG15DE] 08.2002- NISSAN ALMERA 1.6 (N15)[GA16DE] 07.1995-03.2000 AT NISSAN ALMERA 1.6 SLX (N15)[GA16DE] 07.1995-04.2000 AT NISSAN ALMERA 1.8 (N16)[QG18DE] 01.2000- ATCC NISSAN ALMERA TINO 1.8 (V10)[QG18DE] 05.2000- ATCC NISSAN ALMERA TINO 1.8 I (V10M)[QG18DE] 05.2000- ATCC NISSAN PRIMERA 1.6 (P12)
02-A0060R	MITSUBISHI		ARRANCADOR SUZUKI SWIFT 2001-09' 12V 8T 1.2KW (SKIND) CW SKIND	SUZUKI IGNIS II 1.5 SPORT 2003- 1490CCM M15A/ SUZUKI JIMNY 1.3 FJ 2001-2005 1328CCM M13A/ SUZUKI JIMNY 1.3 4WD FJ 2001-2005 1328CCM M13A/ SUZUKI LIANA 1.3 ER 2002- 1328CCM M13A/ SUZUKI LIANA 1.6I 16V ER 2002- 1586CCM M16A// SUBARU JUSTY III 1.3 G3X 2003-2007 1328CCM M13A/ SUBARU JUSTY III 1.5 G3X 2003-2007 1490CCM M15A
VT-SG-101E	MITSUBISHI		ARRANCADOR SUZUKI SWIFT 2001-09' 12V 8T 1.2KW (VOLTEC) VOLTEC	SUZUKI IGNIS II 1.5 SPORT 2003- 1490CCM M15A/ SUZUKI JIMNY 1.3 FJ 2001-2005 1328CCM M13A/ SUZUKI JIMNY 1.3 4WD FJ 2001-2005 1328CCM M13A/ SUZUKI LIANA 1.3 ER 2002- 1328CCM M13A/ SUZUKI LIANA 1.6I 16V ER 2002- 1586CCM M16A// SUBARU JUSTY III 1.3 G3X 2003-2007 1328CCM M13A/ SUBARU JUSTY III 1.5 G3X 2003-2007 1490CCM M15A
VT-SG-114E	MITSUBISHI		ARRANCADOR NISSAN ALMERA SR18 SR20 12V 8T 1.4KW CW (VOLTEC) CW	NISSAN ALMERA I 2.0 N15 [SR20DE] 1996-2000 NISSAN 100 NX 2.0 GTI (B13) [SR20DE] 10.1990-10.1995 NISSAN PRIMERA 2.0 (P10) [SR20DE] 06.1990-06.1996 NISSAN PRIMERA 2.0 (P10) 06.0 P1096. 06.1919[SR2019] PRIMERA 2.0 (W10)[SR20DI] 07.1990-04.1996 NISSAN PRIMERA 2.0 [SR20DE] 01.1995-06.1996 NISSAN PRIMERA 2.0 16V 4WD (P10)[SR20DI] 04.1991-06.1996 NISSAN PRIMERA 2.0 (06.190) -01.1996 NISSAN PRIMERA 2.0 I (P10)[SR20DE] 09.1994-06.1996 NISSAN SUNNY 2.0 GTI 16V (N14)[SR20DE] 10.1990-05.1995 NISSAN SUNNY 2.0 I 16V (N14)[SR20DE] 10.1990-05.1995
02-A0029R	MITSUBISHI		ARRANCADOR NISSAN ALMERA SR18 SR20 12V 8T 1.4KW CW (SKIND) CW SKIND	NISSAN ALMERA I 2.0 N15 [SR20DE] 1996-2000 NISSAN 100 NX 2.0 GTI (B13) [SR20DE] 10.1990-10.1995 NISSAN PRIMERA 2.0 (P10) [SR20DE] 06.1990-06.1996 NISSAN PRIMERA 2.0 (P10) 06.0 P1096. 06.1919[SR2019] PRIMERA 2.0 (W10)[SR20DI] 07.1990-04.1996 NISSAN PRIMERA 2.0 [SR20DE] 01.1995-06.1996 NISSAN PRIMERA 2.0 16V 4WD (P10)[SR20DI] 04.1991-06.1996 NISSAN PRIMERA 2.0 (06.190) -01.1996 NISSAN PRIMERA 2.0 I (P10)[SR20DE] 09.1994-06.1996 NISSAN SUNNY 2.0 GTI 16V (N14)[SR20DE] 10.1990-05.1995 NISSAN SUNNY 2.0 I 16V (N14)[SR20DE] 10.1990-05.1995
S8130	MITSUBISHI		ARRANCADOR HYUNDAI SANTA FE ACCENT CHERY TIGGO 12V 8T 1.2KW CW (AS) CW AS	CHERY TIGGO T11 2.4 01.2005-12.2011 CHRYSLER SEBRING 2.4 [EDZ] 04.2001- HYUNDAI ACCENT 1.5 [G4EC-G] 09.2000- HYUNDAI SANTA FE 2.0 [G4BP] 08.2001- HYUNDAI SANTA FE 2.4 01.2001-01.2002 HYUNDAI SONUNDAI 1.88 GLS [05.1998 HYUNDAI SONATA 2.0 [G4JP-EG] 10.2001-11.2004 HYUNDAI SONATA 2.0 16V [G4JP-G] 06.1998-10.2001 HYUNDAI SONATA 2.4 01.1999-01.2001 HYUNDAI SONATA 2.4 01.2002-01.2003 HYUNDAI SONATA G4GC-G] 01.2004- HYUNDAI TRAJET 2.0 [G4JP-G] 03.2000- KIA MAGENTIS 2.4 01.2001- KIA OPTIMA 2.4 01.2001-01.2003 MITSUBISHI ECLIPSE 2.4 [4G64] 01.2000-01.2001 MITSUBISHI ECLIPSE 4G64] 01.2001-01.2003 MITSUBISHI GALANT 2.0 [4G63] 09.1996-09.2000 MITSUBISHI GALANT 2.0 16V [4G63] 09.2000-10.2003 MITSUBISHI GALANT 2.0 16V [4G63] 09.2000-10.2004 MITSUBISHI GALANT 2.4 [4G64] 01.1999-01.1999 MITSUBISHI GALANT 2.4 [4G64] 01.2000-01.2002 MITSUBISHI GALANT 2.0 01.2000-01.2002 MITSUBISHI GALANT 2.0
VT-SG-107E	MITSUBISHI		ARRANCADOR HYUNDAI SANTA FE ZOTYE PILOTO 12V 8T 1.2KW (VOLTEC) VOLTEC	CHERY TIGGO T11 2.4 01.2005-12.2011 CHRYSLER SEBRING 2.4 [EDZ] 04.2001- HYUNDAI ACCENT 1.5 [G4EC-G] 09.2000- HYUNDAI SANTA FE 2.0 [G4BP] 08.2001- HYUNDAI SANTA FE 2.4 01.2001-01.2002 HYUNDAI SONATA 1.8 GLS [G4DM] 07.1996-05.1998 HYUNDAI SONATA 2.0 [G4JP-EG] 10.2001-11.2004 HYUNDAI SONATA 2.0 16V [G4JP-G] 06.1998-10.2001 HYUNDAI SONATA 2.4 01.1999-01.2001 HYUNDAI
VT-SG-129E	MITSUBISHI		ARRANCADOR MITSUBISHI GALANT ECLIPSE PILOTO 12V 8T 1.3KW (VOLTEC) VOLTEC	MITSUBISHI ECLIPSE 3.8L 2006-2008
02-A0040R	MITSUBISHI		ARRANCADOR MAZDA 2 DEMIO 12V 13T 1.4KW (SKIND) SKIND	MAZDA 2 (DE) 1.5 [ZY-VE] AUTOMATIC TRANSMISSION 2007-2014



C	S	FOTO REFERENCIAL	DESCRIPCIÓN	APLICACIÓN
S5083	MITSUBISHI		ARRANCADOR NISSAN NAVARA YD25 12V 11T 2.2KW (AS) CW 	
VT-SP-110P	MITSUBISHI		ARRANCADOR NISSAN NAVARA YD25 12V 11T 2.0KW (VOLTEC PREMIUM) 	NISSAN CABSTAR IV 45.13 2.5 TD F24 2006-2488CCM YD25DDTI/ NISSAN NAVARA 2.5 DCI D40 2005-2009 2488CCM YD25DDTI/ NISSAN PATHFINDER 2.5 DCI R51 2005- 2488CCM YD25DDTI
VT-SG-133E	MITSUBISHI		ARRANCADOR NISSAN TIIDA 1.6 12V 10T 1.0KW (VOLTEC) 	LADA VESTA 1,6L 16V MT, LADA X-RAY 1,6L 16V MT, RENAULT LOGAN 1,6L 16V MT, RENAULT SANDERO 1,6L 16V MT, RENAULT DUSTER 1,6L 16V MT, RENAULT CAPTUR 1,6L 16V MT, RENAULT FLUENCE 1,6L 16V MT NISSAN CUBE 1.6 16V [HR16DE] 01.2010- NISSAN JUKE 1.6I [HR16DE] 01.2010- NISSAN MICWA 1.6 160 SR [HR16DE] 01.2005- NISSAN MICWA C+C
S02-1749R	MITSUBISHI		ARRANCADOR MAZDA 323 1980-00 12V 8T 1KW (SKIND) CW 	MAZDA 323 1.1 [E1] 11.1980-06.1991 MAZDA 323 1.3 [E3] 09.1981-10.1985 MAZDA 323 1.5 [E5 (OHC)] 06.1980-07.1985 MAZDA 323 1.5 16V [ZL] 09.1998-01.2001 MAZDA 626 1.6 [F68] 06.1987-05.1992 MAZDA 626 1.6 [F6] 11.1982-06.1987 MAZDA 626 2.0 [FE] 01.1985-09.1987 MAZDA 626 2.0 [MA] 11.1986-09.1987 MAZDA 929 2.0 [FE] 03.1984-07.1987 MAZDA 929 2.0 I [FE] 10.1984-12.1988 MAZDA 929 2.0 I GLX [FE] 10.1984-07.1987 MAZDA B 2000 2.0 01.1985-12.1991 MAZDA E 2000 2.0 [FE18] 05.1985-04.1989 MAZDA E 2000 2.0 [FEV4] 11.1984-02.1988 MAZDA E 2000 2.0 4WD [FEBN] 10.1988-09.1989
VT-SG-149E	MITSUBISHI		ARRANCADOR MAZDA 323 1980-00 12V 8T 1KW (VOLTEC) 	MAZDA 323 1.1 [E1] 11.1980-06.1991 MAZDA 323 1.3 [E3] 09.1981-10.1985 MAZDA 323 1.5 [E5 (OHC)] 06.1980-07.1985 MAZDA 323 1.5 16V [ZL] 09.1998-01.2001 MAZDA 626 1.6 [F68] 06.1987-05.1992 MAZDA 626 1.6 [F6] 11.1982-06.1987 MAZDA 626 2.0 [FE] 01.1985-09.1987 MAZDA 626 2.0 [MA] 11.1986-09.1987 MAZDA 929 2.0 [FE] 03.1984-07.1987 MAZDA 929 2.0 I [FE] 10.1984-12.1988 MAZDA 929 2.0 I GLX [FE] 10.1984-07.1987 MAZDA B 2000 2.0 01.1985-12.1991 MAZDA E 2000 2.0 [FE18] 05.1985-04.1989 MAZDA E 2000 2.0 [FEV4] 11.1984-02.1988 MAZDA E 2000 2.0 4WD [FEBN] 10.1988-09.1989
VT-SP-114P	MITSUBISHI		ARRANCADOR MITSUBISHI 4M40 MONTERO 12V 10T 2.2KW (VOLTEC PREMIUM) 	MITSUBISHI GALANT VI 2.8 TD EA.. 1996-2001 2835CCM 4M40-T/ MITSUBISHI MONTERO 3.2 DI-D K90 2000-3200CCM 4M41/ MITSUBISHI PAJERO II 2.8 TD V2 V3 V4 1995-1998 2834CCM 4M40/ MITSUBISHI PAJERO III 3.2 DI-D V60 V70 2000- 3200CCM 4M41/ MITSUBISHI PAJERO IV 3.2 DI-D V80 V90 2007- 3200CCM 4M41
S5026	MITSUBISHI		ARRANCADOR MITSUBISHI DAKAR L200 12V 10T 2.2KW CW (AS) CW 	MITSUBISHI CHALLENGER 2.5 TD K90 2003- 2477CCM 4D56 AT/ MITSUBISHI GALANT VI 2.0 TDI EA.. 1996-2000 1998CCM 4D68 AT/ MITSUBISHI LANCER V 2.0 D CB CD 1995-1996 1998CCM 4D68 AT/ MITSUBISHI MONTERO 2.5 TD K90 2003- 2477CCM 4D56 AT/ MITSUBISHI PAJERO III 2.5 TDI 2000-2006 2477CCM 4D56 MT/ MITSUBISHI PAJERO SPORT 2.5 TD K90 1997-1998 2477CCM 4D56T AT/ MITSUBISHI PAJERO SPORT 2.5 TD K90 2002- 2477CCM 4D56 AT/ MITSUBISHI SPACE RUNNER 2.0 TD N1 N2 1995-2002 1998CCM 4D68
S5106	MITSUBISHI		ARRANCADOR MAZDA BT-50 FORD RANGER 12V 10T 2.2KW CW (AS) CW 	FORD RANGER 2.5 DIESEL [WL] 10.1999-04.2002 FORD RANGER 2.5 DIESEL 4X4 [WL] 10.1999-04.2002 FORD RANGER 2.5 TD 4X4 [WL-T] 10.1999- FORD RANGER 2.5 TDDI [WLAA] 05.2005- MAZDA B 2500-6 19990 MAZDA B 2500 19990 2500 2.5 DIÉSEL [WLE7] 12.2002- MAZDA B 2500 2.5 DIÉSEL 4WD [MD25NA] 06.1999- MAZDA B 2500 2.5 DIÉSEL 4WD [WLE7] 12.2002- MAZDA B 2500 2.5 DIÉSEL 4WD [WL] 02.1998-06-06-06-06, 1999 DIESEL 4WD [WL] 09.1998-06.1999 MAZDA B 2500 2.5 TD 4WD [MD25T] 06.1999- MAZDA BT-50 2.5 DIÉSEL 4WD [WLAA] 12.2006- MAZDA MPV 2.5 TD [WLT] 05.1996-09.1999
S02-1774R	MITSUBISHI		ARRANCADOR MAZDA BT-50 FORD RANGER 12V 10T 2.2KW (SKIND) 	FORD RANGER 2.5 DIESEL [WL] 10.1999-04.2002 FORD RANGER 2.5 DIESEL 4X4 [WL] 10.1999-04.2002 FORD RANGER 2.5 TD 4X4 [WL-T] 10.1999- FORD RANGER 2.5 TDDI [WLAA] 05.2005- MAZDA B 2500-6 19990 MAZDA B 2500 19990 2500 2.5 DIÉSEL [WLE7] 12.2002- MAZDA B 2500 2.



C	S	FOTO REFERENCIAL	DESCRIPCIÓN	APLICACIÓN
M000TA0271	MITSUBISHI		ARRANCADOR NISSAN X-TRAIL 12V 13T 1.7KW (HEB) CW	RENAULT KOLEOS (HY0_) 2.5 [2TR 700; 2TR 703; 2TR 702] QR25DE 2008- NISSAN X-TRAIL II 2.5 (T31) [2488CCM QR25DE] 2007- NISSAN X-TRAIL II 2.5 4X4 (T31) [2488CCM QR25DE] 2007-
VT-SG-152E	MITSUBISHI		ARRANCADOR NISSAN X-TRAIL 2.5 2007-08 12V 13T 1.7KW (VOLTEC) VOLTEC	RENAULT KOLEOS (HY0_) 2.5 [2TR 700; 2TR 703; 2TR 702] QR25DE 2008- NISSAN X-TRAIL II 2.5 (T31) [2488CCM QR25DE] 2007- NISSAN X-TRAIL II 2.5 4X4 (T31) [2488CCM QR25DE] 2007-
02-A0043R	MITSUBISHI		ARRANCADOR SUZUKI ALTO CHERY QQ 12V 8T 1KW (SKIND) SKIND	SUBARU JUSTY III 1.3 G3X 2003-2007 [M13A] SUBARU JUSTY III 1.5 G3X 2003-2007 [M15A] SUZUKI IGNIS I 1.3 FH 2000-2003 [M13A] SUZUKI IGNIS I 1.3 4WD FH 2000-2003 [M13A] SUZUKI IGNIS II 1.3 2003- [M13A] SUZUKI IGNIS II 1.3 4X4 2003- [M13A] SUZUKI IGNIS II 1.5 2003- [M15A] SUZUKI IGNIS II 1.5 4X4 2003- [M15A] SUZUKI IGNIS II 1.5 SPORT 2003- [M15A] SUZUKI JIMNY 1.3 FJ 2001-2005 [M13A]
S02-1904R	MITSUBISHI		ARRANCADOR SUZUKI GRAND VITARA II 2.4L 12V 8T 1.4KW (SKIND) SKIND	SUZUKI GRAND VITARA II (JT) 2.4L [J24B] 2009- / SUZUKI KIZASHI (RE, RF) 2.4L [J24B] 2010-2014 / SUZUKI SX4 2.0L 01.2010-12.2014 /
VT-SG-131E	MITSUBISHI		ARRANCADOR HYUNDAI EXCEL 12V 8T 0.9KW (VOLTEC) VOLTEC	MITSUBISHI COLT IV 1.6 CA 1992-1996 1597CCM 4G92 AT/ MITSUBISHI GALANT V 1.8 E52A 1992-1997 1834CCM 4G93 AT/ MITSUBISHI GALANT VI 2.0 EA.. 1996-2004 1997CCM 4G63 AT/ MITSUBISHI LANCER V 1.6 CB CD 1992-1996 1597CCM 4G92 AT/ MITSUBISHI SPACE RUNNER 1.8 N1 N2 1991-2001 1834CCM 4G93 / MITSUBISHI SPACE WAGON II 1.8 N3 N4 1991-1992
S02-1870R	MITSUBISHI		ARRANCADOR JEEP GRAND CHEROKEE 2003-06 12V 10T 1.2KW (SKIND) CW SKIND	JEEP GRAND CHEROKEE 4.0L, JEEP WRANGLER 4.0L CON MT 2003-2006
S02-2090R	MITSUBISHI		ARRANCADOR MAZDA 3 CAJA AUTOMATICA 12V 11T 1.4KW (SKIND) CW SKIND	MAZDA 3 II 2.3 TURBO BL 2009-2261CCM L3KG L3-VDT / MAZDA 5 1.8L 2005- MAZDA 5 2.0L 2009- MAZDA 6 II 2.0 MZR GH 2010-1999CCM LF17 / MAZDA 6 II 2.5 MZR GH 2010-2488CCM L5-VE / MAZDA CX-7 2.3 MZR DISI TURBO ER 2011-2261CCM L3KG L3-VDT /
VT-SG-100E	NIPPON DENSO		ARRANCADOR CHANGAN LIFAN GEELY MK2 4G18 12V 9T 1.4KW (VOLTEC) VOLTEC	CHANGAN, LIFAN, GEELY MK,MK2,CK
VT-SP-105P	NIPPON DENSO		ARRANCADOR TOYOTA COROLLA 2C GRANDE 12V 10T 2.2KW (VOLTEC PREMIUM) VOLTEC PREMIUM	TOYOTA CAMRY 1.8 TD SV1.. 1983-1985 1839CCM 1C CTL / TOYOTA CAMRY 2.0 TD SV1.. 1985-1986 1974CCM 2C-T / TOYOTA CARINA E 2.0 D..T19.. 1992-1994 1974CCM CARINA II 2C / TOYOTA D0..T19.. 1983-1987 1974CCM 2CL / TOYOTA COROLLA 2.0 D



C	S	FOTO REFERENCIAL	DESCRIPCIÓN	APLICACIÓN
VT-SP-101E	NIPPON DENSO		ARRANCADOR TOYOTA 2C CHICO 12V 10T 1.4KW CW (VOLTEC) CW VOLTEC	TOYOTA COROLLA
VT-SG-119E	NIPPON DENSO		ARRANCADOR TOYOTA TERCEL 2E 12V 8T 0.8KW (VOLTEC) VOLTEC	TOYOTA COROLLA 1.3 12V ..E8.. 1984-1987 1295CCM 2E / TOYOTA STARLET 1.0 ..P7.. 1984-1990 0999CCM 1E L / TOYOTA STARLET 1.2 ..P7.. 1984-1990 1166CCM 1E L
02-A0048R	NIPPON DENSO		ARRANCADOR TOYOTA TERCEL 2E 12V 8T 0.8KW (SKIND) SKIND	TOYOTA COROLLA 1.3 12V ..E8.. 1984-1987 1295CCM 2E / TOYOTA STARLET 1.0 ..P7.. 1984-1990 0999CCM 1E L / TOYOTA STARLET 1.2 ..P7.. 1984-1990 1166CCM 1E L
VT-SP-102P	NIPPON DENSO		ARRANCADOR TOYOTA HILUX 1KD 2KD GRANDE 12V 10T 2.2KW CW (VOLTEC PREMIUM) CW VOLTEC PREMIUM	TOYOTA 4-RUNNER 3.0 TD ..18 1995-2000 2982CCM 1KZ-TE / TOYOTA DYNA 100 2.5 D-4D LY10.. 2002-2494CCM 2KD-FTV/ TOYOTA HI-ACE IV 2.5 D-4D RCH1.. RCH2.. 2001 - 2494CCM 2KD-FTV / TOYOTA HI-LUX 2.5 D-4D RN LN YN 2001- 2494CCM 2KD-FTV / TOYOTA LAND CRUISER 3.0 D-4D ..J9.. 2000-2982CCM 1KD-FTV / TOYOTA LAND CRUISER 3.0 D-4D ..J15.. 2009- 2982CCM 1KD-FTV
VT-SP-103P	NIPPON DENSO		ARRANCADOR TOYOTA 2L 12V 11T 2.2KW CW (VOLTEC PREMIUM) CW VOLTEC PREMIUM	RENAULT VI CITYBUS GX 317 9.9 [MIDR06.20.45J41] 08.1987-08.1988 TOYOTA CRESSIDA 2.2 DIESEL (LX60)[L] 01.1983-12.1984 TOYOTA CRESSIDA 2.2 DIESEL [L] 06.1981-12.1984 VW TARO 2.904 DIESEL VW97. 2.4 DIESEL 4X4 [2L] 04.1989-02.1997 TOYOTA CROWN TOYOTA HIACE 2.2 DIESEL (H5G)[L] 03.1983-05.1984 TOYOTA HIACE 2.2 DIESEL [L] 01.1979-03.1983 TOYOTA HIACE 2.4 DIESEL (H5G)[2L] 06.19198-08. DIESEL (LH102)[2L8] 08.1984-08.1989 HIACE 2.4 DIESEL (_H10_) [2L] 08.1989-08.1993 TOYOTA HIACE 2.4 DIESEL 4WD (_H10_) [2L] 01.1987-01.1988 TOYOTA HIACE 2.4 DIESEL 4WD (_H10)10_ 9-5.2L - HIACE 2.8 DIESEL [3L] 06.1992-08.2000 TOYOTA HILUX 2.4 DIESEL (N108)[2L] 08.1991-07.1993 TOYOTA HILUX 2.4 DIESEL [2L] 08.1988-01.2002 TOYOTA HILUX 2.4 DIESEL 4WD [2L] 08.1988-08.1997 TOYOTA LAND CRUISER 2.4 DIESEL (LJ70)[2L8] 1-58.98 LAND CRUISER 2.4 TD ..J15.. 2009- 2982CCM 1KD-FTV
VT-SP-128P	NIPPON DENSO		ARRANCADOR TOYOTA 2L 12V 11T 2.0KW (VOLTEC PREMIUM) VOLTEC PREMIUM	RENAULT V.I. CITYBUS GX 317 9.9 [MIDR06.20.45J41] 08.1987-08.1988 TOYOTA CWESSIDA 2.2 DIESEL (LX60)[L] 01.1983-12.1984 TOYOTA CWESSIDA 2.2 DIESEL [L] 06.1981-12.1984 VW TARO 2.4 DIESEL [2L] 04.1989-03.1997 VW TARO 2.4 DIESEL 4X4 [2L] 04.1989-02.1997 TOYOTA CROWN 2.2 DIESEL (_S1_) [L] 04.1980-07.1983 TOYOTA DYNA 2.5 DIESEL 150 (LY60)[2L]
02-A0056R	NIPPON DENSO		ARRANCADOR TOYOTA COROLLA 1ZZ 3ZZ FE 12V 9T 0.8KW (SKIND) SKIND	TOYOTA AVENSIS 1.6 I 16V [3ZZ-FE] 10.2000-02.2003 TOYOTA AVENSIS 1.8 I 16V [1ZZ-FE] 10.2000-02.2003 TOYOTA CELICA 1.8 16V TS [2ZZ-GE] 08.1999-09.2005 TOYOTA CELICA 1.8 VVTI 16V [1ZZ-FE] 08.1999-07.2005 TOYOTA COROLLA 1.4 [4ZZ-FE] 02.2000-01.2002 TOYOTA COROLLA 1.4 16V [4ZZ-FE] 02.2000-10.2001 TOYOTA COROLLA 1.4 16V [4ZZ-FE] 02.2000-11.2001
VT-SG-120E	NIPPON DENSO		ARRANCADOR TOYOTA COROLLA 4E 5E 12V 9T 0.8KW CW (VOLTEC) CW VOLTEC	TOYOTA COROLLA 1.3 12V ..E8.. 1984-1987 1295CCM 2E / TOYOTA STARLET 1.0 ..P7.. 1984-1990 0999CCM 1E L / TOYOTA STARLET 1.2 ..P7.. 1984-1990 1166CCM 1E L
VT-SG-121E	NIPPON DENSO		ARRANCADOR TOYOTA CARINA CELICA 4A 5A 12V 9T 1.0KW CW (VOLTEC) CW VOLTEC	TOYOTA CARINA II 1.6 ..T19.. 1987-1992 1587CCM 4A-FE / TOYOTA CELICA 1.6 STI ..T16.. 1989-1993 1587CCM 4A-FE / TOYOTA COROLLA 1.6 ..E10.. 1992-1995 1587CCM 4A-FE / TOYOTA MR2 I 1.6 W10 1986-1989 1587CCM 4A-GEL



C	S	FOTO REFERENCIAL	DESCRIPCIÓN	APLICACIÓN
02-A0046R	NIPPON DENSO		ARRANCADOR BYD F0 1KR FE 12V 8T 0.8KW (SKIND) 	TOYOTA YARIS II 1.0 VVT-I ..P9.. 2005-2011 998CCM 1KR-FE / TOYOTA YARIS III 1.0 ..P13 2011- 0998CCM 1KR-FE
VT-SG-180E	NIPPON DENSO		ARRANCADOR TOYOTA YARIS PROBOX 1NZ 2NZ 12V 9T CW (VOLTEC) CW 	TOYOTA YARIS 1.3 16V (NCP10)[2NZ-FE] 11.1999- TOYOTA YARIS 1.5 [1NZ-FE] 11.2005- TOYOTA YARIS 1.5 I 16V (NCP13)[1NZ-FE] 04.2001- TOYOTA YARIS 1.5 TS (_CP10_)[1NZ-FE] 01.2001- TOYOTA YARIS 1.5 VVT-I TS (_CP10)[1NZ-FE] 03.2003-07.2005 TOYOTA YARIS VERSO 1.3 (NCP2_)[2NZ-FE] 08.1999- TOYOTA YARIS VERSO 1.5 16V (NCP21)[1NZ-FE] 03.2000- TOYOTA YARIS VERSO 1.5 TS (NCP2_)[1NZ- FE] 08.1999-
S6311S	NIPPON DENSO		ARRANCADOR TOYOTA PRADO 2TR 12V 9T 1.6KW CW (AS) CW 	TOYOTA LAND CRUISER PRADO 120 2.7L [2TR-FE] 2004-2009
VT-SG-178E	NIPPON DENSO		ARRANCADOR TOYOTA PRADO 2TR 12V 9T 1.6KW CW (VOLTEC) CW 	TOYOTA LAND CRUISER PRADO 120 2.7L [2TR-FE] 2004-2009
VT-SP-107E	NIPPON DENSO		ARRANCADOR TOYOTA CORONA 3Y 4Y 12V 9T 1.0KW (VOLTEC) 	TOYOTA CROWN 2.0 YS130 1987-1995 1995CCM 3Y / TOYOTA MARK 2 1JZGE 1998 - 2000 JINBEI 491Q GRAN MURALLA, FOTON, SHUANGHUAN
VT-SG-123E	NIPPON DENSO		ARRANCADOR TOYOTA RAV4 CELICA AVENSIS 12V 13T 1.4KW (VOLTEC) 	TOYOTA AVENSIS 2.0 T22 [3S-FE] 1997-2003 TOYOTA CALDYNA I 2.0 ..T19.. [3S-FE] 1992-1997 TOYOTA CARINA E 2.0 ..T19.. [3S-FE] 1992-1997 TOYOTA CARINA E 2.0 GTI ..T19.. [3S-GE] 1992-1996 TOYOTA CORONA 2.0 T19 [3S-FE] 1992-1996 TOYOTA PICNIC 2.0 _XM1_ [3S-FE] 1996-2001 TOYOTA PICNIC 2.0 16V XM10 [3S-FE] 1996-2001 TOYOTA RAV 4 I 2.0 XA1 [3S-
VT-SG-155E	NIPPON DENSO		ARRANCADOR SUZUKI ALTO 12V 8T 0.6KW (VOLTEC) 	SUZUKI ALTO I 0.6 SS80 1984-1985 0543CCM F5A
S02-2171R	NIPPON DENSO		ARRANCADOR SUZUKI ALTO ANTIGUO DAIHATSU TERIOS 12V 8T 0.6KW CCW (SKIND) CCW 	SUZUKI ALTO I 0.6 SS80 1984-1985 0543CCM F5A
S6011	NIPPON DENSO		ARRANCADOR TOYOTA HILUX 1KD 2KD GRANDE 12V 10T 2.2KW CW (AS) CW 	TOYOTA 4-RUNNER 3.0 TD ..18 1995-2000 2982CCM 1KZ- TE / TOYOTA DYNA 100 2.5 D-4D LY10.. 2002- 2494CCM 2KD-FTV/ TOYOTA HI-ACE IV 2.5 D-4D RCH1.. RCH2.. 2001- 2494CCM 2KD-FTV / TOYOTA HI-LUX 2.5 D-4D RN LN YN 2001- 2494CCM 2KD-FTV / TOYOTA LAND CRUISER 3.0 D-4D ..J9.. 2000- 2982CCM 1KD-FTV / TOYOTA LAND CRUISER 3.0 D-4D ..J15.. 2009- 2982CCM 1KD-FTV



C	S	FOTO REFERENCIAL	DESCRIPCIÓN	APLICACIÓN
VT-SP-102E	NIPPON DENSO		ARRANCADOR TOYOTA HILUX 1KD 2KD GRANDE 12V 10T 2.2KW CW (VOLTEC) CW VOLTEC	TOYOTA 4-RUNNER 3.0 TD ..18 1995-2000 2982CCM 1KZ-TE / TOYOTA DYNA 100 2.5 D-4D LY10.. 2002- 2494CCM 2KD-FTV/ TOYOTA HI-ACE IV 2.5 D-4D RCH1.. RCH2.. 2001 - 2494CCM 2KD-FTV / TOYOTA HI-LUX 2.5 D-4D RN LN YN 2001- 2494CCM 2KD-FTV / TOYOTA LAND CRUISER 3.0 D-4D ...J9.. 2000- 2982CCM 1KD-FTV / TOYOTA LAND CRUISER 3.0 D-4D ...J15.. 2009- 2982CCM 1KD-FTV
1125626	NIPPON DENSO		ARRANCADOR TOYOTA HILUX 1GD 2GD 12V 10T 2.0KW (HEB)	TOYOTA HILUX/FORTUNER 1GD/2GD
VT-SG-156E	NIPPON DENSO		ARRANCADOR SUZUKI SWIFT 12V 8T 1KW (VOLTEC) VOLTEC	SUBARU JUSTY III 1.3 G3X 2003-2007 [M13A] SUBARU JUSTY III 1.5 G3X 2003-2007 [M15A] SUZUKI IGNIS I 1.3 4WD FH 2000-2003 [M13A] SUZUKI IGNIS I 1.3 4WD FH 2000-2003 [M13A] SUZUKI IGNIS II 1.3 2003- [M13A] SUZUKI IGNIS II 1.3 4X4 2003- [M13A] SUZUKI IGNIS II 1.5 2003- [M15A] SUZUKI IGNIS II 1.5 4X4 2003- [M15A] SUZUKI IGNIS II 1.5 SPORT 2003- [M15A] SUZUKI JIMNY 1.3 FJ 2001-2005 [M13A] SUZUKI JIMNY 1.3 4WD FJ 2001-2005 [M13A] SUZUKI LIANA 1.3 ER 2002- [M13A] SUZUKI LIANA 1.6I 16V ER 2002- [M16A] SUZUKI LIANA 1.6I 16V 4X4 ER 2002- [M16A] SUZUKI SWIFT III 1.3 4X4 MZ EZ 2006- [M13A] FIAT SEDICI 1.6 4X4 199 2006- [M16A] SUZUKI GRAND VITARA II 1.6 JT 2005- 2008 [M16A] SUZUKI SWIFT III 1.3 MZ EZ 2005- [M13A] SUZUKI JIMNY 1.3 4X4 FJ 2005- [M13A] SUZUKI SX4 1.5 GY 2005- [M15A] SUZUKI SX4 1.6 GY 2006- [M16A] SUZUKI WAGON R+ 1.3 MM 2003-2008
02-A0082R	NIPPON DENSO		ARRANCADOR TOYOTA AVANZA 12V 8T 0.8KW (SKIND) CW SKIND	DAIHATSU COPEN 1.3 2006- 1298CCM K3-VE/ DAIHATSU EXTOL 1.3 2000-2004 1298CCM K3-VE/ DAIHATSU MATERIA 1.5 M4 2006- 1495CCM 3SZ-VE/ DAIHATSU II 1.5 4WD J2 2006- 1495CCM 3SZ-VE/1 D9ITS-VE/1 D9ITS-VE// DAIHATSU SIRION II 1.3 M3 2005- 1298CCM K3-VE // TOYOTA RUSH 1.5 J200 J210 2006- 1495CCM 3SZ-VE
VT-SG-159E	NIPPON DENSO		ARRANCADOR TOYOTA 3K 4K 12V 9T 0.6KW (VOLTEC) VOLTEC	TOYOTA 1000 1.0 KP30 1974-1978 0993CCM 2K / TOYOTA COROLLA 1.2 KE36 1975-1979 1166CCM 3KH / TOYOTA COROLLA 1.3 ..E7.. 1979-1983 1290CCM 4K / TOYOTA LITE-ACE 1.3 M2 1979-1985 1290CCM 4K / TOYOTA STARLET 1.0 ..P6.. 1978-1984 0993CCM 2K
VT-SG-160E	NIPPON DENSO		ARRANCADOR VAN CHINA JINBEI SUZUKI CHINO 12V 8T 0.8KW CCW (VOLTEC) VOLTEC	BEDFORD RASCAL 1.0 1986-1990 0970CCM FA10A // SUZUKI CARRY 0.8 ST90 1979-1986 0795CCM F8A / SUZUKI SUPER CARRY 1.0 SK410 1985-1999 0970CCM
VT-SP-133E	NIPPON DENSO		ARRANCADOR VAN CHINA JINBEI SUZUKI CARRY CHINO 12V 8T 0.8KW CCW (VOLTEC) VOLTEC	BEDFORD RASCAL 1.0 1986-1990 0970CCM FA10A // SUZUKI CARRY 0.8 ST90 1979-1986 0795CCM F8A / SUZUKI SUPER CARRY 1.0 SK410 1985-1999 0970CCM
S02-2430R	NIPPON DENSO		ARRANCADOR VAN CHINA JINBEI SUZUKI CARRY CHINO 12V 8T 0.8KW CCW (SKIND) SKIND	BEDFORD RASCAL 1.0 1986-1990 0970CCM FA10A // SUZUKI CARRY 0.8 ST90 1979-1986 0795CCM F8A / SUZUKI SUPER CARRY 1.0 SK410 1985-1999 0970CCM
S02-2612R	NIPPON DENSO		ARRANCADOR HONDA CIVIC-CR-V 12V 9T 1.8KW (SKIND) CW SKIND	HONDA CP2 / K24Z2\ HONDA ACCORD 2.4L 2009-2013\ HONDA ODYSSEY 2.4L 2009-\ HONDA RB3 CWV 2.4 2012-2014\ HONDA CP2 2.4L 2008-13\



C	S	FOTO REFERENCIAL	DESCRIPCIÓN	APLICACIÓN
VT-SG-162E	NIPPON DENSO		ARRANCADOR HONDA CIVIC-CR-V 12V 9T 1.8KW (VOLTEC) VOLTEC	HONDA CP2 / K24Z2\ HONDA ACCORD 2.4L 2009-2013\ HONDA ODYSSEY 2.4L 2009-\ HONDA RB3 CWV 2.4 2012-2014\ HONDA CP2 2.4L 2008-13\
S02-2712R	NIPPON DENSO		ARRANCADOR HONDA CIVIC MODERNO 12V 9T 1.2KW (SKIND) CW SKIND	HONDA CW-V IV (RE) HONDA CIVIC 1.8L 2012-2014[R20A9]
VT-SG-164E	NIPPON DENSO		ARRANCADOR HONDA CIVIC MODERNO 12V 9T 1.2KW (VOLTEC) VOLTEC	HONDA CW-V IV (RE) HONDA CIVIC 1.8L 2012-2014[R20A9]
VT-SG-177E	VALEO		ARRANCADOR JAC REFINE 12V 10T 1.1KW CCW (VOLTEC) CCW VOLTEC	JAC REFINE TOJOY J2 J3
VT-SP-106P	VALEO		ARRANCADOR TOYOTA HILUX REVO 1GD 2GD 12V 9T (VOLTEC PREMIUM) VOLTEC PREMIUM	FORTUNER 1GD FTV 2GD
VT-SG-173E	VALEO		ARRANCADOR SUZUKI APV 12V 8T 0.8KW (VOLTEC) VOLTEC	
02-A0085R	VALEO		ARRANCADOR SUZUKI SWIFT 12V 8T 0.8KW (SKIND) SKIND	SUZUKI NEW ALTO SUZUKI SWIFT
02-A0036R	VALEO		ARRANCADOR VOLVO RENAULT AUTOS 12V 9T 1.1KW (SKIND) SKIND	RENAULT LAGUNA 2.0 16V [N7Q700] 06.1995-03.2001 RENAULT LAGUNA 2.0 16V [N7Q704] 06.1995-03.2001 VOLVO S40 1.6 [B4164S] 09.1995-08.1999 VOLVO S40 1.8 [B4184S2] 03.1999-12.2003 VOLVO S40 1.8 [B4184S3] 08.1999-01.2004 VOLVO S40 1.8 [B4184S9] 03.1999-01.2004 VOLVO S40 1.8 [B4184S] 07.1995-08.1999 VOLVO S40 1.9
VT-SG-109E	VALEO		ARRANCADOR RENAULT LOGAN KANGOO MEGAN 2005-12' 12V 8T 0.85KW (VOLTEC) VOLTEC	



C	S	FOTO REFERENCIAL	DESCRIPCIÓN	APLICACIÓN
VT-SG-110E	VALEO		ARRANCADOR PEUGEOT 406 PILOTO 12V 9T 1.2KW (VOLTEC) VOLTEC	PEUGEOT BOXER 2.0 244 2002- 1998CCM XU10J2U/ PEUGEOT PARTNER I 1.8 5 1997-2002 1761CCM LFX XU7JB/ PEUGEOT 406 1.6 8B 8E 8F 1995-2004 1580CCM XU5JP/ PEUGEOT 406 1.8I 8B 8E 8F 1995- 2004 1761CCM XU7JP/ PEUGEOT 306 1.8 16V N3 N5 1997-2001 1762CCM LFY (XU7JP 4)/ PEUGEOT 306 2.0 ST N3 N5 1993-1997 1998CCM RFX (XU10J2)// FIAT DUCATO 11
02-A0091R	VALEO		ARRANCADOR CHERY 12V 8T 1.2KW (SKIND) SKIND	0
VT-SG-126E	VALEO		ARRANCADOR CHEVROLET AVEO CHEVY TAXI DAEWOO CIELO 12V 9T 1KW (VOLTEC) VOLTEC	CHEVROLET TACUMA 1.6 [A16DMS] 09.2000- DAEWOO REZZO/TACUMA 1.6 [A16DMS] 09.2000- DAEWOO ESPERO 1.5 16V [A15MF] 02.1995- DAEWOO KALOS 1.4 [F14S3] 09.2002- DAEWOO KALOS 1.4 16V [F14D3] 04.2003- DAEWOO LACETTI 1.4 03.2004-01.2005 DAEWOO LACETTI 1.4 16V [F14D3] 03.2005- DAEWOO LACETTI 1.6 [F16D3] 02.2004- DAEWOO LACETTI 1.8 [T18SED] 08.2005- DAEWOO LANOS 1.4
VT-SG-104E	VALEO		ARRANCADOR KIA PICANTO DAEWOO TICO 12V 8T 1.1KW CW (VOLTEC) CW VOLTEC	HYUNDAI ATOS 1.0 I [G4HC-E] 03.2001- HYUNDAI ATOS 1.0 I [G4HC] 02.1998-03.2002 HYUNDAI ATOS 1.1 [G4HG] 03.2004- HYUNDAI ATOS PRIME 1.0 I [G4HC-E] 03.2001- HYUNDAI ATOS PRIME 1.0 I [G4HC] 08.1999- HYUNDAI GETZ 1.1 [G4HD] 09.2002- HYUNDAI GETZ 1.1 [G4HD] 09.2005- HYUNDAI I10 1.1 [G4HG] 12.2007- HYUNDAI I10 1.1 [G4HG] 01.2008- HYUNDAI I10 1.1 [G4HG] 04.2011- KIA PICANTO 1.0 [G4HE] 04.2004- KIA PICANTO 1.0 [G4HE] 11.2009- KIA PICANTO 1.1 [G4HG] 04.2004-
S02-0037N	VALEO		ARRANCADOR HYUNDAI H1 H300 MODERNO 12V 11T 2.2KW (SKIND) SKIND	KIA K2500 (SD) 2.5 CWDI 10'-? 'D4CB 96KV / 131HS 2497SM3 DIESEL WITH ON-BOARD PLATFORM / UNDERCARRIAGE KIA K2500 WITH PLATFORM / CHASSIS (SD) 2.5 CWDI 10'-? 'D4CB 96KV / 131HS 2497SM3 DIESEL WITH ON-BOARD PLATFORM / UNDERCARRIAGE HYUNDAI GRAND STAREX BUS (TQ) 2.5 CWDI 08'-? 'D4CB 125KV / 170HS 2497SM3 DIESEL BUS HYUNDAI GRAND STAREX BUS
S3166S	VALEO		ARRANCADOR HYUNDAI H1 H100 L200 MITSUBISHI PAJERO 12V 10T 2.2KW CW (AS) CW AS	HYUNDAI H-1 2.5 TD 2002- 2476CCM D4BH/ HYUNDAI TRUCK PORTER 2.5 TD 2002-2004 2476CCM D4BH/ KIA K2500 2.5 TD 2003- 2476CCM D4BH/ KIA PREGIO 22- 2476CCM D4BH/ MITSUBISHI/ MITSUBISHI/MT/ MITSUBISHI 4D56/ MITSUBISHI GALANT VI 2.0 TDI EA. 1996-2000 1998CCM 4D68/ MITSUBISHI L200 II 2.5 TD K6. K7. 1996-2001 2477CCM 4D56 / MITSUBISHI L200 II 2.5 TD K6. K7. 04D6 MT 2003-29D6T / MITSUBISHI L500 II 4WD. K6. K7. 1996-2007 2497CCM 4D56T MT/ MITSUBISHI MONTERO 2.5 TD K90 2003- 2477CCM 4D56/ MITSUBISHI PAJERO V4 1998-2001 2477CCM 4D56T/ MITSUBISHI V3 V4 1998-2000 2477CCM 4D56T/ MITSUBISHI 2006 2476CCM 4D56 MT/ MITSUBISHI PAJERO PININ 2.0 GDI H6 H7 2000- 1999CCM 4G94/ MITSUBISHI PAJERO SPORT 2.5 TD K90 1998- 2477CCM 4D56/ MITSUBISHI PAJERO SPORT 2.5TD K90 2003-2477CCM 4D56
02-A0083R	VALEO		ARRANCADOR KIA SOUL 12V 11T 1.2KW (SKIND) SKIND	HYUNDAI I40 2.0 GDI VF 2011- 1999CCM G4NC KIA SOUL 2.0L 2012-2013
VT-SP-119E	VALEO		ARRANCADOR CITROEN PEUGEOT 205 FIAT FIORINO COPILOTO 12V 9T 1KW (VOLTEC) CW VOLTEC	FIAT FIORINO 1.3 [146A5.000] 01.2007- CITROEN AX 1.0 [C1A] 09.1986-06.1992 PEUGEOT 1007 1.4 16V [KFU(ET3J4)] 10.2005- PEUGEOT 1007 1.6 [NFU(TU5JP4)] 04.2005- PEUGEOT 106 1.0 [CDZ(TU9M)] 08.1991-04.1996 PEUGEOT 106 1.1 [JFH(TU1JP)] 03.2000-05.2005 PEUGEOT 106 1.4 [KDX(TU3MC)] 12.1992- 04.1996 PEUGEOT 106 1.4 [TU3] 08.1991-03.1996 PEUGEOT 106 1.4 I [KFW(TU3JP)] 03.2000-05.2005 PEUGEOT 106 1.6 I [NFW(TU5J2)] 05.1996-05.2005 PEUGEOT 205 1.0 [TU9] 10.1987- 09.1998 PEUGEOT 205 1.1 [H1B(TU1)] 10.1987-10.1990 PEUGEOT 205 1.1 [HDZ(TU1M)] 07.1989-09.1998 PEUGEOT 205 1.1 CJ [HDZ(TU1M)] 10.1989-09.1998 PEUGEOT 205 1.3 RALLY [TU2A] 10.1987-10.1990 PEUGEOT 205 1.4 [K1D(TU3A)] 10.1987-10.1990
VT-SP-120P	VALEO		ARRANCADOR RENAULT MASTER 2.5TDI 12V 10T 2KW (VOLTEC PREMIUM) VOLTEC PREMIUM	NISSAN INTERSTAR 2.2 DCI [G9T722] 07.2002- NISSAN INTERSTAR 2.5 DCI (X70)[G9U650] 09.2006- NISSAN INTERSTAR 2.5 DCI (X70)[G9U720] 07.2002- NISSAN INTERSTAR 2.5 DCI 100 (X70)[G9U650] 04.2006- NISSAN INTERSTAR 2.5 DCI 100 [G9U730] 02.2004- NISSAN INTERSTAR 2.5 DCI 120 04.2006- NISSAN PRIMASTAR 2.5 DCI [G9U730] 09.2003- OPEL MOVANO 2.2 DTI [G9T720] 09.2000- OPEL MOVANO 2.5 CDTI [G9U632] 08.2006- OPEL MOVANO 2.5 CDTI COMBI [G9U632] 08.2006- OPEL MOVANO 2.5 DTI [G9U754] 04.2004- OPEL MOVANO 2.5 DTI [G9U720] 10.2001- OPEL MOVANO 2.5 DTI [G9U754] 10.2003- OPEL VIVARO 2.5 CDTI [G9M8] 08.2006- OPEL VIVARO 2.5 CDTI COMBI 08.2006- OPEL VIVARO 2.5 DTI [G9U730] 05.2005- RENAULT AVANTIME 2.2 DCI [G9T712] 12.2001-12.2003 RENAULT ESPACE 2.2 DCI [G9T710] 10.2000- RENAULT LAGUNA 2.2 DCI [G9T702] 03.2001- RENAULT MASTER 2.5 DCI [G9T722] 09.2006- RENAULT MASTER 2.5 DCI



C	S	FOTO REFERENCIAL	DESCRIPCIÓN	APLICACIÓN
VT-SG-179E	VALEO		<p>ARRANCADOR HYUNDAI ELANTRA VELOSTER 12V 10T 1.4KW CW (VOLTEC) CW</p> <p>VOLTEC PREMIUM</p>	<p>HYUNDAI I20 1.4 PB PBT 2012- 1396CCM G4FA/ HYUNDAI I30 I 1.6 FD 2007-2012 1591CCM G4FC/ HYUNDAI I40 1.6 GDI VF 2012- 1591CCM G4FC/ HYUNDAI IX20 1.4 JC 2012- 1396CCM G4FA/ HYUNDAI VELOSTER 1.6 GDI FS 2011- 1591CCM G4FD/ HYUNDAI VELOSTER 1.6 T-GDI FS 2011- 1591CCM G4FG/ HYUNDAI VELOSTER 1.6 T-GDI FS 2011- 1591CCM G4FJ/ KIA CARENS IV 1.6 RP 2013- 1591CCM G4FD/ KIA CEE'D I 1.4 ED 2008-2012 1396CCM G4FA/ KIA CEE'D I 1.6 ED 2009-2012 1591CCM G4FC/ KIA CEE'D II 1.4 CVT/ JD 2012- 1396CCM G4FA/ KIA RIO III 1.4 CVT/ UB 2011- 1396CCM G4FA/ KIA SOUL 1.6I AM 2012- 1591CCM G4FC/ KIA SPORTAGE III 1.6 GDI SL 2010- 1591CCM G4FD/ KIA VENGGA 1.4 CVT/ YN 2009- 1396CCM G4FA/ KIA VENGGA 1.6 CVT/ YN 2009- 1591CCM G4FC</p>
	VALEO		<p>ARRANCADOR CHEVROLET SAIL 12V 9T 1.2KW (VOLTEC)</p> <p>VOLTEC</p>	<p>BUICK NEW SAIL 1.4 NEW EXCELLE 615 GM DONG YUE NGS308 / WULING HONGGUANG</p>
	VALEO		<p>ARRANCADOR VOLKSWAGEN AMAROK 2.0 TDI 12V 12T 2.2KW (VOLTEC) PREMIUM</p> <p>VOLTEC PREMIUM</p>	<p>VOLKSWAGEN AMAROK 2.0 TDI 2H 2010- 1968CCM CDBA CDCA CNFA CNEA CSHA/ VOLKSWAGEN AMAROK 2.0 TDI 2H 2012- 1968CCM CNFB CNEA CSHA/ VOLKSWAGEN AMAROK 2.0 TDI 4-MOTION 2H 2012- 1968CCM CNFB CNEA CSHA/ VOLKSWAGEN AMAROK 2.0 TDI 4-MOTION 2H 2010- 1968CCM CDBA CDCA CNFA CNEA CSHA/ VOLKSWAGEN CWAFTER 2.0 TDI 2E 2011- 1968CCM CKTB CKTC CKUB CKUC/ VOLKSWAGEN CWAFTER 2.0 TDI 4-MOTION 2E 2011- 1968CCM CKUB CSLB</p>



C	S	FOTO REFERENCIAL	DESCRIPCIÓN	APLICACIÓN
S0002	BOSCH		ARRANCADOR BOSCH PERKINS VOLVO TD60 COPILOTO 24V 9T 4KW CW (AS) CW 	ETALON A079 EURO-2 01.2006- ETALON A079 EURO-3 01.2009- MERCEDES BENZ TRUCKS & BUSES 1017 5.7 (NG)[OM353.950](NG)[OM353.952](NG)[OM353.953](NG)[OM353.975] 11.1975-02.1991 MERCEDES BENZ TRUCKS & BUSES 1114 6.0 (LK/LN2)[OM356.903](LK/LN2)[OM356.904] 02.1992-12.1999 MERCEDES BENZ TRUCKS & BUSES 1114 6.0 (LK/LN2)[OM356.930](LK/LN2)[OM366.907] 03.1984-02.1993 MERCEDES BENZ TRUCKS & BUSES 1114 6.0 (LK/LN2)[OM356.930](LK/LN2)[OM366.907](LK/LN2)[OM366.914] 02.1992-12.1999 MERCEDES BENZ TRUCKS & BUSES 1114 6.0 (LK/LN2)[OM366.918] 02.1987-02.1993 MERCEDES BENZ TRUCKS & BUSES 1114 6.0 (LK/LN2)[OM366.931](LK/LN2)[OM366.935](LK/LN2)[OM366.933] 12.1985-02.1993 MERCEDES BENZ TRUCKS & BUSES 1417 4.2
S0068	BOSCH		ARRANCADOR BOSCH PERKINS VOLVO TD60 PILOTO 24V 9T 4KW CW (AS) CW 	CARGADORA FAUN F1400C - DEUTZ // IVECO 110-17 1986-1991 KHD-BF6L913 // MOTORES KHD F6L612F 1992- 51-76KW / MOTORES KHD F6L913 1992- 81-89KW / MOTORES KHD F6L913H 1992- 85KW
VT-SP-137P	BOSCH		ARRANCADOR VOLVO B10 PENTA CHICO 24V 11T 5.5KW (VOLTEC PREMIUM) 	VOLVO B 12 12.0 [TD122FH] 01.1992-10.1995 VOLVO B 12 12.0 [TD122FH][TD122FL][TD123ES] 01.1992-10.1995 VOLVO F 10/260 9.6 [TD100G][TD100GA][TD101G] 01.1983-06.1985 VOLVO F 10/300 9.6 [TD101F][TD101FA] 10.1983-05.1988 VOLVO F 10/320 9.6 [TD102FF][TD102FM] 12.1990-12.1994 VOLVO F 10/320 9.6 [TD102F][TD102FBQ][TD102FDQ][TD102FL] 10.1987-12.1
O2-H0050N	BOSCH		ARRANCADOR VOLVO B10 PENTA CHICO 24V 11T 5.5KW (SKIND) 	VOLVO B 12 12.0 [TD122FH] 01.1992-10.1995 VOLVO B 12 12.0 [TD122FH][TD122FL][TD123ES] 01.1992-10.1995 VOLVO F 10/260 9.6 [TD100G][TD100GA][TD101G] 01.1983-06.1985 VOLVO F 10/300 9.6 [TD101F][TD101FA] 10.1983-05.1988 VOLVO F 10/320 9.6 [TD102FF][TD102FM] 12.1990-12.1994 VOLVO F 10/320 9.6 [TD102F][TD102FBQ][TD102FDQ][TD102FL] 10.1987-12.1
S0129	BOSCH		ARRANCADOR BOSCH ESPAÑOL PILOTO 12V 9T 3KW (AS) CW 	DEUTZ-FAHR AGROTRON TTV1160TT [BF6L1013E] 2001-2003 DEUTZ-FAHR AGROTRON TTV610 [TCD2013L064V] 2007- DEUTZ-FAHR AGROTRON TTV620 [TCD2013L064V] 2007- FENDT 712 VARIO DE ULTZ DEUTZ [BF4M2012] 2005- DEUTZ-FAHR AGRI 605 00.1997- AGCO ALLIS (1991-1996), AGCO GLEANER (1989-2002), CLAAS (1978-2005), DEUTZ-ALLIS (1986-1993), DEUTZ-FAHR (1968) -2008), FAHR (1974-1987) , FENDT (1974-2004) , INTERNACIONAL (1973-1986) , LAMBORGHINI-AGRICULTURAL (2007-2007)
S0078	BOSCH		ARRANCADOR BOSCH MAN L2000 24V 11T 4KW (AS) CW 	MAN 10.145 4.6 (L2000)[D0834FL02] 09.1981-09.1987 MAN 10.150 4.6 (L2000)[D0824LFO] 02.1995-01.1996 MAN 10.150 6.9 (G90)[D0826GF01] 09.1987-10.1993 MAN 10.153 4.6 (L2000)[D0824FL01][L2000][D0824FL05] 10.1993-06.1996 MAN 10.163 4.6 (L2000) [D0824FL02] 05.1994-12.1995 MAN 10.163 4.6 (L2000) [D0824FL06] 05.1994-03.1997 MAN 10.163 4.6 (L2000) [D0824L09] 03.2000 MAN 10.220 6.9 (L2000)[D0826FL03] 02.1995-02.2001 MAN 10.224 6.9 (L2000)[D0826FL03]
S0138	BOSCH		ARRANCADOR SCANIA MODERNO 24V 12T 5.5KW CW (AS) CW 	SCANIA P 230 8.9 [DC9.13] 09.2004-09.2006 SCANIA P 230 8.9 [DC9.16] 09.2004- SCANIA P 270 9.0 [DC9.12] 09.2004-09.2006 SCANIA P 310 8.9 [DC9.11] 09.2004-09.2006 SCANIA P 310 8.9 [DC9.18] 09.2004- SCANIA P 340 10.6 [DC11.08] 09.2004-09.2006 SCANIA P 380 10.6 [DC11.09] 09.2004-09.2006 SCANIA P 420 11.7 [DC12.14] 09.2004-09.2006 SCANIA P 420 11.7 [DC12.15][DT12.12] 09.2004- SCANIA R 340 10.6 [DC11.08] 03.2004-09.2006 SCANIA R 380 10.6 [DC11.09] 03.2004-09.2006 SCANIA R 420 11.7 [DC12.14] 03.2004-09.2006 SCANIA R 420 11.7 [DT12.11] 03.2004- SCANIA R 470 11.7 [DT12.06] 03.2004- SCANIA T 470 11.7 [DT12.06] 09.2004-10.2005
S0703S	BOSCH		ARRANCADOR MERCEDES SPRINTER 311 BOSCH 12V 12T 1.4KW CW (AS) CW 	MERCEDES BENZ SPRINTER 311 2011-> MERCEDES BENZ SPRINTER 415 2011-> MERCEDES BENZ SPRINTER 515 2011->
S0209	BOSCH		ARRANCADOR LOMBARDINI 12V 9T 1.7KW CCW (AS) CCW 	FERARI 300 0.4 [6LD400] 09.1989-02.1992 FERARI 300 0.5 [6L360] 09.1989-02.1992 FERARI 700 0.4 [6LD400] 09.1989-02.1992 FERARI 90 0.4 [6LD400] 09.1989-02.1992 FERARI 90 0.5 [3LD350] 09.1989-02.1992 GOLDONI 100 0.6 [RF140] 06.1984-06.1999 GOLDONI FC 0.4 [6LD.] 04.1991-02.1992 GOLDONI MOTOCOLTIVATORE 01.1974- GOLDONI TRANSCAR 1.0 DIESEL [12LD475] 11.1990-12.1991 GOLDONI VARIOUS MODELS 01.1987- HATZ 2G30 INDUSTRIAL ENGINE 01.1987- HATZ 2G40 INDUSTRIAL ENGINE 01.1989- LOMBARDINI ENGINE [6LD.] 01.1982-02.1992 LOMBARDINI ENGINE 0.5 [3LD.] 01.1982-02.1992 LOMBARDINI ENGINE 0.8 DIESEL [10LD400.2] 05.1983-11.1984 LOMBARDINI ENGINE 0.9 DIESEL [12LD435.2] 06.1987- RUGGERINI RD 09.1981- RUGGERINI RF (RF99) 09.1981- RUGGERINI VARIOUS MODELS 05.1982-



C	S	FOTO REFERENCIAL	DESCRIPCIÓN	APLICACIÓN
S0656S	BOSCH		ARRANCADOR IVECO DEUTZ 24V 10T 4KW (AS) CW 	
S0086	BOSCH		ARRANCADOR FORLAND HOWO SINOTRUK PIÑON GRANDE 24V 11T 5.5KW CW (AS) CW 	HOWO [WD615] WEICHAI [WD615] SCANIA [WD615]
VT-SP-193P	BOSCH		ARRANCADOR FOTON LOVOL PERKINS 24V 10T 4KW (VOLTEC PREMIUM) CW 	FOTON 1069/1049 PERKINS CATERPILLAR 312B EXCAVADORA TD40GFE 1997, PERKINS MOTORS
VT-SP-129P	CHINO		ARRANCADOR FAW 24V 12T 6KW (VOLTEC PREMIUM) 	XICHAO TRUCK 6110 6113 4110 4113
VT-SP-186P	CHINO		ARRANCADOR KIA CARNIVAL SEDONA 12V 10T 2.2KW CW (VOLTEC PREMIUM) CW 	KIA CARNIVAL I 2.9 TD UP 1998-2001 2902CCM J3/ KIA CARNIVAL II 2.9 CWDI GQ 2001-2006 2902CCM J3/ KIA SEDONA III 2.9 CWDI 2006-2010 2903CCM J3
VT-SP-188P	CHINO		ARRANCADOR JAC FOTON REDUCCION COPILOTO 12V 11T 5KW (VOLTEC PREMIUM) 	XINCHAI 485Q 490Q
VT-SP-189P	CHINO		ARRANCADOR JAC REDUCCION COPILOTO 24V 11T 4.5KW (VOLTEC PREMIUM) 	CHANGFA 1115
VT-SP-190P	CHINO		ARRANCADOR JAC FOTON REDUCCION PILOTO 24V 9T 5.5KW (VOLTEC PREMIUM) 	JAC NEW CHAOCHAI 4102 ISUZU 4BD1 4BB11C
VT-SP-191P	CHINO		ARRANCADOR JAC FOTON REDUCCION COPILOTO 24V 9T 4.5KW (VOLTEC PREMIUM) 	FOTON 1069 YZ4105ZLQ / YUEJIN 1080 YZ4102ZLQ / YANGCHAI 4105



C	S	FOTO REFERENCIAL	DESCRIPCIÓN	APLICACIÓN
S1007	DELCO REMY		ARRANCADOR DELCO 28MT DONG FENG 24V 10T 4.5KW CW (AS) CW 	PAZ BUS / KAMAZ 4308 4.2 3.9 KAMAZ 4308 5.9 CASE ENG. CUMMINS [EQD14020] YUTONG 6737D 3.9 DIESEL ENG. CUMMINS 710 CUMMINS 5.9 1989-1991 710A CUMMINS 5.9 1989-1991 4B 3.9L 1991-1992 4B 5.9L 1991-1992 6B 5.9L 1991-1992 CUMMINS 6BT 5.9 01.1994- CUMMINS 6BT 4.8 CUMMINS 6BT C 5.9 CUMMINS 6BTA-200C 5.9 DRESSER 510B CUMMINS [4BT] - 3.9L 1984-1993 HATZ ENGINE 0.7 [2W35] SAMSUNG SF130 3.9 01.1992-01.1998 TIMBERJACK 608 5.9 01.1995- CUMMINS B SERIES B SERIES 6BT 5.9 94.01 CUMMINS B-SERIES B-SERIES B5.9 5.9 CUMMINS B SERIES B SERIES [6BTA-200C] 200HP, 359 CID 5.9 CUMMINS B SERIES B SERIES [6BT C] 200HP 5.9 CUMMINS 6BT 6BT 6BT 0.006 CUMMINS B-SERIES [6BTA] 5.9L 0 CUMMINS CUMMINS ENGINES CUMMINS ENGINES 4B3.9 0 12.01-12.01 CUMMINS ENGINE ENGINE [6BTA-200C] 5.9 95.01-04.01 CUMMINS ENGINE ENGINE B-SERIES 5.9 95.01-04.01 CUMMINS B-SERIES B-SERIES DRESSER
S1015	DELCO REMY		ARRANCADOR DELCO 29MT MERCEDES ATEGO 24V 9T 4KW CW (AS) CW 	MERCEDES BUS 1117 1996- OM904.907LA/ MERCEDES BUS 1317 1996- OM904.907LA/ MERCEDES BUS 0345 2001- OM906.960/ MERCEDES BUS 0520 1999- OM904LA/ MERCEDES BUS VARIO 0810 1996-2006 4250CCM OM904.904LA/ MERCEDES TRUCK 711 1996- OM904.905LA/ MERCEDES TRUCK 811 1996- OM904.905LA/ MERCEDES TRUCK 814 1996- OM904.906LA/ MERCEDES TRUCK 817 1996- OM904.907LA/ MERCEDES TRUCK 917 1996- OM904.907LA/ MERCEDES TRUCK ATEGO I 1017 1998-2004 4249CCM OM904.911LA/ MERCEDES TRUCK ATEGO I 1023 1998-2004 OM906.910LA/ MERCEDES TRUCK ATEGO I 1214 1998-2004 4249CCM OM904.910LA/ MERCEDES TRUCK ATEGO I 1215 1998-2004 4249CCM OM904.922LA/ MERCEDES TRUCK ATEGO I 1217 1998-2004 4249CCM OM904.911LA/ MERCEDES TRUCK ATEGO I 1223 1998-2004 6374CCM OM906.910 OM906.915/ MERCEDES TRUCK ATEGO I 1225 1998-2004 6374CCM OM906.910LA MAZ 4308 MAZ
S1121	DELCO REMY		ARRANCADOR DELCO 29MT MERCEDES BENZ AXOR 24V 11T 4KW CW (AS) CW 	MERCEDES-BENZ AXOR
S02-1136N	DELCO REMY		ARRANCADOR DELCO 29MT MERCEDES AXOR 24V 11T 4KW (SKIND) 	MERCEDES-BENZ AXOR 29MT
VT-SP-149P	DELCO REMY		ARRANCADOR DELCO 29MT 12V 9T 3.3KW (VOLTEC PREMIUM) 	MERCEDES 710, 712E, 1418R, 1720, 1720K, L1620
VT-SP-145P	DELCO REMY		ARRANCADOR 41MT 24V 12T 6KW (VOLTEC PREMIUM) 	CATERPILLAR EXCAVATORS 325 LN// LIAZ ENG. CATERPILLAR 3116
VT-SP-143P	DELCO REMY		ARRANCADOR CATERPILLAR CUMMINS CASE 42MT 24V 11T 7.5KW (VOLTEC PREMIUM) 	ALLIS CHALMERS HD-41 ENG.VT1710 1970-1973 // CASE 9190 KTA-1150A 1990-1994/ CASE 120C 12V-71 1976-1979// CATERPILLAR TRUCKS 768C 3408 1982- 1988/ CATERPILLAR SCRAPERS 641B D346 1981/ CATERPILLAR ENGINES 3412/ CATERPILLAR 988B 3408 1981 /
02-H0049AN	DELCO REMY		ARRANCADOR CATERPILLAR CUMMINS CASE 42MT 24V 11T 7.5KW (SKIND) 	CASE (1985-2000), CATERPILLAR (1985-1997) , CUMMINS ENGINES (1983-2007) ,FIAT-ALLIS (1984- 1995) , KENWORTH (1984-1984) , PERKINS (1986- 1986) , TIMBERJACK (1995-2006) , WESTERN STAR (1975-1984)
VT-SP-147P	DELCO REMY		ARRANCADOR DELCO 42MT 12V 12T 7.5KW (VOLTEC PREMIUM) 	FREIGHTLINER (1990-2007) , INTERNATIONAL (1990- 2007) , PETERBILT (1991-2007) , STERLING (1999- 2008) , VOLVO (1990-2007) , WHITE (1989-1995)



C	S	FOTO REFERENCIAL	DESCRIPCIÓN	APLICACIÓN
S02-3505N	DELCO REMY		ARRANCADOR DELCO 42MT 12V 12T 7.5KW (SKIND) 	ALLIS CHALMERS (1982-1985) , BOBCAT (1989-1993) , CLARK (1989-1993) , INTERNATIONAL (1968-1979) , LISTER-PETTER (1986-1988) , PERKINS (1975-1986) , VERSATILE (1978-1985) , WAUKESHA (1979-1990)
VT-SP-144P	DELCO REMY		ARRANCADOR DELCO 42MT 12V 11T 7.5KW CW (VOLTEC PREMIUM) CW 	TRUCK US INTERNATIONAL 3000/5000/8000/9000 - SERIES, FREIGHTLINER 98->, MACK, FORD L6000/L7000
VT-SP-124P	DELCO REMY		ARRANCADOR DELCO 50MT 24V 11T 7.5KW CW (VOLTEC PREMIUM) CW 	CATERPILLAR VARIOUS MODELS 1970- // MTU DIESEL 16V2000 1974- 31840CCM V16
S02-2642R	DELCO REMY		ARRANCADOR NEW HOLLAND C190 3 OREJAS 12V 10T 3KW CW (SKIND) CR 	CASE SKID STEER LOADER, CASE TRACK LOADER, CASE TRACTOR - FARM, NEW HOLLAND LOADER
S02-3010R	DELCO REMY		ARRANCADOR FOTON AUMARK 24V 10T 5KW (SKIND) CW 	PAZ-43253 CUMMINS ISF 3.8L GAZ-33106 CUMMINS ISF 3.8L VALDAY ENG. CUMMINS ISF 3.8L GAZEL- 3302 CUMMINS ISF 3.8L GAZ-3310 CUMMINS ISF 3.8L FOTON CUMMINS ISF 3.8L
VT-SP-125E	HITACHI		ARRANCADOR ISUZU FOTON 12V 9T 2.0KW CW (VOLTEC) CW 	ISUZU CAMPO 2.5 TD TF1 [4JA1T] 2001-2003 ISUZU TROOPER 2.8 TD [4JB1-TC] 10.1988-12.1991 ISUZU TROOPER 2.8 TD [4JB1T] 10.1987-12.1991 OPEL CAMPO 2.5 DIESEL [4JA1] 09.1991-11.1994 OPEL CAMPO 3.1 TD [4JG2T] 12.1992-08.1997 OPEL FRONTERA A 2.8 TD [28TD](4JB1T) 03.1995-10.1998 OPEL MONTEREY A 3.1 TD [4JG2TC] 09.1991-12.1997 VAUXHALL FRONTERA A 2.8 TD 4X4 LONG [28TDI] 03.1995
S2045	HITACHI		ARRANCADOR THERMO KING YANMAR 12V 9T 2KW CW (AS) CW 	THERMO KING SL-TCI30 / SL-TCI50 1999- MOTOR .2091CCM YANMAR TK486
S2103S	HITACHI		ARRANCADOR ISUZU INCA POWER 4JB1 24V 9T 3.5KW CW (AS) CW 	ISUZU FORKLIFT 1978- ISUZU ELF 150/250 ENG. [4BJ1] 1982- NPR KOBELCO SK60 [4JB1] 1991-1995 KOBELCO SK60 MARK III [4JB1] 1991-1996 KOBELCO SK60 MARK IV [4JB1] 1995-1999 KOBELCO SK60 MARK V [4JB1] 1996-1999
S5052	HITACHI		ARRANCADOR NISSAN CABSTAR ED33 24V 10T 3.2KW CW (AS) CW 	NISSAN CABSTAR 3.3L ED33 1983-1990












C	S	FOTO REFERENCIAL	DESCRIPCIÓN	APLICACIÓN
113210	HITACHI		ARRANCADOR NISSAN ED33 24V 10T CW 3.2KW (HC-CARGO) CW 	NISSAN CABSTAR 3.3L ED33 1983-1990
VT-SP-153P	HITACHI		ARRANCADOR NISSAN CABSTAR ED33 24V 10T 3.2KW (VOLTEC PREMIUM) 	NISSAN CABSTAR 3.3L ED33 1983-1990
VT-SP-154E	HITACHI		ARRANCADOR ISUZU 24V 11T 4KW (VOLTEC) 	ISUZU NKR 3.6 [4BE1] 06.1987- ISUZU ELF FSR90 NPR66, NKS58, NKR66 TRUCKS W/ 4BE1/4HF1 DIESEL ENGINES // NISSAN CABSTAR 5.7 [FE6] 04.1985- NISSAN YE 03 01.1980- NISSAN YGF 03 01.1980- ATAMAN A-092 4.6D [4HG1, 4HK1] 01.2012- BOGDAN A-091 4.6D [4HE1, 4HG1] 01.2000-12.2003 BOGDAN A-092 4.6D [4HE1, 4HF1, 4HG1, 4HK1] 01.2003-12.2012
S02-1433R	HITACHI		ARRANCADOR ISUZU 24V 11T 4KW (SKIND) 	ISUZU NKR 3.6 [4BE1] 06.1987- ISUZU ELF FSR90 NPR66, NKS58, NKR66 TRUCKS W/ 4BE1/4HF1 DIESEL ENGINES // NISSAN CABSTAR 5.7 [FE6] 04.1985- NISSAN YE 03 01.1980- NISSAN YGF 03 01.1980- ATAMAN A-092 4.6D [4HG1, 4HK1] 01.2012- BOGDAN A-091 4.6D [4HE1, 4HG1] 01.2000-12.2003 BOGDAN A-092 4.6D [4HE1, 4HF1, 4HG1, 4HK1] 01.2003-12.2012
S2058	HITACHI		ARRANCADOR NISSAN CONDOR FE6 24V 11T 4.5KW CW (AS) CW 	NISSAN LIFT TRUCK F05 W/ FD6 , FE6 DIESEL ENGINE, NISSAN LIFT TRUCK YE03, YGF03 W/ SD33T DIESEL ENGINE // CABSTAR NISSAN CABSTAR 5.7 D 01.1985- NISSAN UD50 NISSAN UD60 NISSAN UD70 NISSAN UD80 NISSAN UD85 NISSAN UD90 NISSAN UD95
S9098	ISKRA		ARRANCADOR PERKINS ISKRA PILOTO 12V 10T 3.2KW (AS) CW 	
S9144	ISKRA		ARRANCADOR PERKINS ISKRA COPILOTO 12V 10T 3.2KW (AS) CW 	
S9174	ISKRA		ARRANCADOR DEUTZ CAT ISKRA 12V 9T 4KW (AS) CW 	ATLAS COPCO XAS66 GENERATOR [KHD F3M1011F] 01.1997-12.2006 ATLAS COPCO XAS76 GENERATOR [KHD F3M1011F] 01.1997-12.2006 BOMAG BW120AD-3 [KHD F2L1011F] 01.1997-12.2006 CHAMPINON A421 [KHD F3L1011F] 01.1996-12.2006 GEHL 5634 SKID STEER LOADER [KHD BF4M1011F] 01.1996-12.2006 GEHL 6635 SKID STEER LOADER [KHD BF4M1011F] 01.1996-12.2006 AHLMANN AL-100-100 [BF4L2011] AHLMANN AZ90T [BF4L2011] CHAMPION A421 SUPER PAC [DEUTZ] 01.1996- DEUTZ TCD2011 L4 3.6 [4] DEUTZ TD2011 L4W 3.6 DYNAPAC CG233HF 3.6 [TCD2011] DYNAPAC CG333HF 3.6 [BF4M] EUROMACCHINE MP 01 DC 3.1 [BF4M2011] EUROMACCHINE MP 02 DC 3.1 [BF4M2011] EUROMACCHINE MP 03 DC 4 [BF4M2011] EUROMACCHINE MP 04 DC 4 [BF4M2011] JLG 600A [F4M1011F] JLG 600S [F4M1011F] 01.1996- KRAMER ALLRAD 1150 3.6 [D2011] KRAMER 44 T 4.4 MANITOU ROTATING TELEHANDLERS ROTATING CATERPILLAR/PERKINS/TEREX/CLARK CMP75SD ATLAS COPCO GENERATOR SETS GENERATOR SETS QAS 60 PERKINS 1104C-44T G3; 61KW 4.4 ATLAS COPCO GENERATOR SETS GENERATOR SETS QAS 80 PERKINS 1104C-44T AG1; 80KW 4.4 ATLAS COPCO GENERATOR SETS GENERATOR SETS QAS 100 PERKINS 1004C-44TA G2; 100KW 4.4 ENGEEN SRL GENERATORS GENERATORS EPS 165-2 PERKINS 1006C-E66TAG4 6.6 ENGEEN SRL GENERATORS GENERATORS EPS 150-1 PERKINS 1006C-E66TAG2 6.6 ENGEEN SRL GENERATORS GENERATORS EPS 110-2 PERKINS 1006 TAG; 6-CYL 6.6 ENGEEN SRL GENERATORS GENERATORS EPS 165-1 PERKINS 1006C-E66TAG3 6.6 MANITOU MT 1440 MT 1440 SL T PERKINS 1104C-44 T 4.4 MANITOU ROTATING TELEHANDLERS ROTATING TELEHANDLERS MRT 1440 PERKINS 1104D-44T; 74 5HP 4.4 MASSEY-FERGUSON MF 866 MF 866 MF 866 MF 7.4 MASSEY FER
VT-SP-155P	ISKRA		ARRANCADOR PERKINS ISKRA COPILOTO 12V 10T 3.2KW (VOLTEC PREMIUM) 	



C	S	FOTO REFERENCIAL	DESCRIPCIÓN	APLICACIÓN
S9172(LETRIKA)	ISKRA		ARRANCADOR PERKINS ISKRA CHICO COPILOTO 12V 10T 3.2KW CW (MAHLE LETRIKA) CW MAHLE	CATERPILLAR/PERKINS/TEREX/CLARK CMP75SD ATLAS COPCO GENERATOR SETS GENERATOR SETS QAS 60 PERKINS 1104C-44T G3; 61KW 4.4 ATLAS COPCO GENERATOR SETS GENERATOR SETS QAS 80 PERKINS 1104C-44T AG1; 80KW 4.4 ATLAS COPCO GENERATOR SETS GENERATOR SETS QAS 100 PERKINS 1004C-44TA G2; 100KW 4.4 ENGENE SRL GENERATORS GENERATORS EPS 165-2 PERKINS 1006C-E66TAG4 6.6 ENGENE SRL GENERATORS GENERATORS EPS 150-1 PERKINS 1006C-E66TAG2 6.6 ENGENE SRL GENERATORS EPS 110-2 PERKINS 1006 TAG; 6-CYL 6.6 ENGENE SRL GENERATORS GENERATORS EPS 165-2 PERKINS 1006C-E66TAG3 6.6 MANITOU MT 1440 MT 1440 S.L.T PERKINS 1104C-44 T 4.4 MANITOU ROTATING TELEHANDLERS ROTATING TELEHANDLERS MRT 1440 PERKINS 1104D-44T; 74.5HP 4.4 MASSEY-FERGUSON MF 8250 MF 8250 621DW 7.4 MASSEY-FERGUSON MF
S9172	ISKRA		ARRANCADOR PERKINS ISKRA CHICO COPILOTO 12V 10T 3.2KW CW (AS) CW AS	CATERPILLAR/PERKINS/TEREX/CLARK CMP75SD ATLAS COPCO GENERATOR SETS GENERATOR SETS QAS 60 PERKINS 1104C-44T G3; 61KW 4.4 ATLAS COPCO GENERATOR SETS GENERATOR SETS QAS 80 PERKINS 1104C-44T AG1; 80KW 4.4 ATLAS COPCO GENERATOR SETS GENERATOR SETS QAS 100 PERKINS 1004C-44TA G2; 100KW 4.4 ENGENE SRL GENERATORS GENERATORS EPS 165-2 PERKINS 1006C-E66TAG4 6.6 ENGENE SRL GENERATORS GENERATORS EPS 150-1 PERKINS 1006C-E66TAG2 6.6 ENGENE SRL GENERATORS EPS 110-2 PERKINS 1006 TAG; 6-CYL 6.6 ENGENE SRL GENERATORS GENERATORS EPS 165-1 PERKINS 1006C-E66TAG3 6.6 MANITOU MT 1440 MT 1440 S.L.T PERKINS 1104C-44 T 4.4 MANITOU ROTATING TELEHANDLERS ROTATING TELEHANDLERS MRT 1440 PERKINS 1104D-44T; 74.5HP 4.4 MASSEY-FERGUSON MF 8250 MF 8250 621DW 7.4 MASSEY-FERGUSON MF
S9363S	ISKRA		ARRANCADOR PERKINS ISKRA GRANDE COPILOTO 12V 10T 4KW (AS) CW AS	
113982	ISKRA		ARRANCADOR MONTACARGA HATZ 12V 9T 2KW CW (MAHLE LETRIKA) CW MAHLE	HATZ ENGINE [1D81C] 01.2007-
S9200S	ISKRA		ARRANCADOR MONTACARGA HATZ 12V 9T 2KW CW (AS) CW AS	HATZ ENGINE [1D81C] 01.2007-
S9173(LETRIKA)	ISKRA		ARRANCADOR CAT JCB 4.4 INDUSTRIAL 12V 11T 4.2KW CW (MAHLE LETRIKA) CW MAHLE	JCB 110-WM 4.4 [TC68] JCB 110 / HF 4.4 [TC63] JCB 190-WM 4.4 [TC63] JCB 190 / HF 4.4 [TC63] JCB 260 4.4 [JCB] JCB 260T 4.4 [JCB] JCB 280 4.4 [JCB] JCB 2CX 4.4 [JCB444] JCB 320T 4.4 [JCB] JCB 3CX 4.4 [JCB444] JCB 411HT-SHL.WM 4.4 [SLB] JCB 411HT.WM 4.4 [SLB] JCB 412-AGRI 4.4 JCB 412-WM 4.4 JCB 414-WM 4.4 JCB 414S-AGRI 4.4 JCB 416-WM 4.4 JCB 416HT 4.4 [SLB] JCB 416S-AGRI 4.4 JCB 4CX 4.4 [JCB444] JCB 524-50 JCB 526-56 JCB 526-56 4.4 [JCB] JCB 527-55 JCB 527-55-WM JCB 527-58 4.4 [JCB] JCB 531-70 JCB 531-70 4.4 [JCB] JCB 531-70-WM JCB 535-105 4.4 [JCB] JCB 535-125-HIVIZ 4.4 [JCB] JCB 535-140-HIVIZ 4.4 [JCB] JCB 535-95 JCB 535-95 4.4 JCB 536-60 JCB 536-60 4.4 [JCB] JCB 536-70 JCB 540-140 JCB 540-140 4.4 [JCB] JCB 540-170 4.4 [JCB] JCB 541-70 JCB 541-70 4.4 [JCB] JCB 541-70-WM JCB 550-140 JCB 550-170 JCB 550-80 4.4 [JCB] JCB 926-4.4 [TC63] JCB 930- [TC63] JCB 940-4.4 [TC63] JCB 966-OX 4.4 [448] JCB 966-4.4 [JCB NA TC 63] 4.4
S9173	ISKRA		ARRANCADOR CAT JCB 4.4 INDUSTRIAL 12V 11T 4.2KW CW (AS) CW AS	JCB 110-WM 4.4 [TC68] JCB 110 / HF 4.4 [TC63] JCB 190-WM 4.4 [TC63] JCB 190 / HF 4.4 [TC63] JCB 260 4.4 [JCB] JCB 260T 4.4 [JCB] JCB 280 4.4 [JCB] JCB 2CX 4.4 [JCB444] JCB 320T 4.4 [JCB] JCB 3CX 4.4 [JCB444] JCB 411HT-SHL.WM 4.4 [SLB] JCB 411HT.WM 4.4 [SLB] JCB 412-AGRI 4.4 JCB 412-WM 4.4 JCB 414-WM 4.4 JCB 414S-AGRI 4.4 JCB 416-WM 4.4 JCB 416HT 4.4 [SLB] JCB 416S-AGRI 4.4 JCB 4CX 4.4 [JCB444] JCB 524-50 JCB 526-56 JCB 526-56 4.4 [JCB] JCB 527-55 JCB 527-55-WM JCB 527-58 4.4 [JCB] JCB 531-70 JCB 531-70 4.4 [JCB] JCB 531-70-WM JCB 535-105 4.4 [JCB] JCB 535-125-HIVIZ 4.4 [JCB] JCB 535-140-HIVIZ 4.4 [JCB] JCB 535-95 JCB 535-95 4.4 JCB 536-60 JCB 536-60 4.4 [JCB] JCB 536-70 JCB 540-140 JCB 540-140 4.4 [JCB] JCB 540-170 4.4 [JCB] JCB 541-70 JCB 541-70 4.4 [JCB] JCB 541-70-WM JCB 550-140 JCB 550-170 JCB 550-80 4.4 [JCB] JCB 926-4.4 [TC63] JCB 930- [TC63] JCB 940-4.4 [TC63] JCB 966-OX 4.4 [448] JCB 966-4.4 [JCB NA TC 63] 4.4
VT-SP-156E	ISKRA		ARRANCADOR HOWO WEICHAH 24V 10T 7.5KW (VOLTEC) CW VOLTEC	HOWO / SHAAIXI ENG. STEYR WD615 9.7L 2001 - WEICHAH [WD615] [WD618] ENGINES, SHAAIXI, OMÁN, CAMIÓN PESADO DE BEIBEN.
S02-2978R	ISKRA		ARRANCADOR HANGFA SINOTRUK WD615 24V 10T 8.5KW (SKIND) CW SKIND	WEICHAH,HANGFA, SINOTRUK, WD615 ENGINES,HOWO, STEYR



C	S	FOTO REFERENCIAL	DESCRIPCIÓN	APLICACIÓN
VT-SP-160P	MITSUBISHI		ARRANCADOR MITSUBISHI MODERNO 4D33 4D34 24V 9T 3.2KW CW (VOLTEC PREMIUM) CW VOLTEC PREMIUM	MITSUBISHI TRUCK CANTER 3.9 TD [4D34] FE 1995- MITSUBISHI TRUCK CANTER 60 3.3 TD [FE444] FE 1992-1996 MITSUBISHI CANTER 60 3.9 TD [4D34-2AT4] 05.1996- MITSUBISHI CANTER 75 3.9 TD [4D34-2AT4] 06.1997- MITSUBISHI FUSO CANTER FE507 [4D33] , [4D32] MITSUBISHI CANTER 211 [4D30A] 11.1983- MITSUBISHI CANTER 444 [4D31] 11.1983-
S5004	MITSUBISHI		ARRANCADOR MISTUBISHI INDUSTRIAL S4S S4Q 12V 10T 2.2KW CW (AS) CW AS	MITSUBISHI INDUSTRIAL [S4S] 1994- MITSUBISHI INDUSTRIAL VARIOUS MODELS FORK LIFT// SOLE DIESEL MINI-62 - 4 CYL/ SOLE DIESEL MINI-74 - 4 CYL// TEREX TC48 MITSUBISHI [S4Q2] 2008- MITSUBISHI S4Q2 MITSUBISHI FD30 [S4X]
S5066	MITSUBISHI		ARRANCADOR VOLVO BM 42MT RED 24V 12T 7KW CW (AS) CW AS	VOLVO PENTA ENG. D13B-MP/D16C-MG/D16C-MH 2006-/ VOLVO CONSTRUCTION EQUIPMENT A25D [D10B] 2001-2003 VOLVO CONSTRUCTION EQUIPMENT A25D [D9B] 2003-2007 VOLVO CONSTRUCTION EQUIPMENT A30D [D9B] 2003-2007 VOLVO CONSTRUCTION EQUIPMENT A30D [D10B] 2001-2003 CUMMINS ENGINE 8.3
S5028	MITSUBISHI		ARRANCADOR VOLVO FM FH 440 24V 12T 5.5KW CW (AS) CW AS	VOLVO FH 12/340 12.1 [D12D340] 12.2001- VOLVO FH 12/380 12.1 [D12D380] 12.2001-08.2006 VOLVO FH 12/420 12.1 [D12D420] 12.2001-08.2006 VOLVO FH 12 FH 12/500 12.1 [D12D500] 09.2001-08.2006 VOLVO FM 12/340 12.1 [D12D340] 12.2001-09.2005 VOLVO FM 12H/340 12.1 [D12D340] 12.2001-09.2005 VOLVO FM 12H/420 12.12.005 VOLVO TRUCK FH I 380 2009-12800CCM D13C380/ VOLVO TRUCK FH I 400 2005-12800CCM D13A400 D13B400/ VOLVO TRAMA FH I 420 2009-12800CCM D13C420/ VOLVO CAMIÓN FH I 440 2005-12800CCM D13AT 12800CCM D13C460/ VOLVO TRUCK FH I 480 2005-12800CCM D13A480/ VOLVO TRUCK FH I 500 2009- 12800CCM D13C500/ VOLVO CAMIÓN FH I 520 2005- 12800CCM D13A520/ VOLVO CAMIÓN FH I 540 2009- 12800CCM D13CMES D13A360 D13B360/ VOLVO TRAMA FH I 380 2005- 12800CCM D13C380/ VOLVO TRUCK FM 400 2005- 12800CCM
VT-SP-161P	MITSUBISHI		ARRANCADOR VOLVO FM FH 440 24V 12T 5.5KW (VOLTEC PREMIUM) CW VOLTEC PREMIUM	VOLVO FH 12/340 12.1 [D12D340] 12.2001- VOLVO FH 12/380 12.1 [D12D380] 12.2001-08.2006 VOLVO FH 12/420 12.1 [D12D420] [D12D420] 12.2001-08.2006 VOLVO FH 12 FH 12/500 12.1 [D12D500] 09.2001-08.2006 VOLVO FM 12/340 12.1 [D12D340] 12.2001-09.2005 VOLVO FM 12H/340 12.1 [D12D340] 12.2001-09.2005 VOLVO FM 12H/420 12.12.005 VOLVO TRUCK FH I 380 2009-12800CCM D13C380/ VOLVO TRUCK FH I 400 2005-12800CCM D13A400 D13B400/ VOLVO TRAMA FH I 420 2009-12800CCM D13C420/ VOLVO CAMIÓN FH I 440 2005-12800CCM D13AT 12800CCM D13C460/ VOLVO TRUCK FH I 480 2005-12800CCM D13A480/ VOLVO TRUCK FH I 500 2009- 12800CCM D13C500/ VOLVO CAMIÓN FH I 520 2005- 12800CCM D13A520/ VOLVO CAMIÓN FH I 540 2009- 12800CCM D13CMES D13A360 D13B360/ VOLVO TRAMA FH 380 2005- 12800CCM D13C380/ VOLVO TRUCK FM 400 2005- 12800CCM
S02-1797R	MITSUBISHI		ARRANCADOR MERCEDES BENZ 920 CAMIONES 1997-02' 24V 12T 6.2KW (SKIND) CW SKIND	MERCEDES BENZ TRUCKS & BUSES 1831 11.9 [OM541.920] 04.1996-10.2002 MERCEDES BENZ TRUCKS & BUSES 1831 11.9 [OM541.926] 04.1997-10.2002 MERCEDES BENZ TRUCKS & BUSES 1835 11.9 [OM541.922] 04.1996-10.2002 MERCEDES BENZ TRUCKS & BUSES 1835 11.9 [OM541.927] 04.1997-10.2002 MERCEDES BENZ TRUCKS & BUSES 1840 11.9 [OM541.923] 04.1996-10.2002 MERCEDES BENZ TRUCKS & BUSES 1840 11.9 [OM541.924] 04.1997-10.2002 MERCEDES BENZ TRUCKS & BUSES 1843 11.9 [OM541.921] 04.1997-10.2002 MERCEDES BENZ TRUCKS & BUSES 1843 11.9 [OM541.925] 04.1996-10.2002 MERCEDES BENZ TRUCKS & BUSES 1848 15.9 [OM542.921] 04.1996-10.2002 MERCEDES BENZ TRUCKS & BUSES 1848 15.9 [OM542.925] 04.1997-10.2002 MERCEDES BENZ TRUCKS & BUSES 1853 15.9 [OM542.920] 04.1996-10.2002 MERCEDES BENZ TRUCKS & BUSES 1857 15.9 [OM542.923] 04.1997-10.2002 MERCEDES BENZ
S5047	MITSUBISHI		ARRANCADOR HYUNDAI 15TON 24V 13T 6KW (AS) CW AS	
S5046	MITSUBISHI		ARRANCADOR HYUNDAI PORTER 12V 10T 2KW (AS) CW AS	
S5005	MITSUBISHI		ARRANCADOR HYUNDAI PORTER 12V 10T 2KW CW (AS) CW AS	HYUNDAI GALLOPER 2.5 TD [D4BF] 08.1991- HYUNDAI H-1 2.5 DIESEL STAREX [D4BB] 10.1997- HYUNDAI H-1 2.5 TD [D4BF] 03.2000-09.2000 HYUNDAI H-1 2.5 TD [D4BH] 10.1997- HYUNDAI H-1 STAREX [D4BH] 11.2001- HYUNDAI H-1 2.5 TD STAREX 4WD 11.2001- HYUNDAI H100 2.5 DIESEL [D4BA] 07.1993-03.2000 HYUNDAI H100 P 2.5 DIESEL [D4BA] 07.1993-03.2000 HYUNDAI STAREAX 2.5 TD [D4BF] 06.1999 [D4BF] 02.1998- MITSUBISHI COLT 1.8 DIESEL (C54A) [4D65] 04.1988-05.19992 MITSUBISHI COLT 2.0 DIESEL (CAB) [4D68] 07.1992-02.2000 MITSUBISHI GALANT 1.8 TD (E34A) [4D65T] 12.1991/1991/92), [4D68] 11.1992-10.1996 MITSUBISHI GALANT 2.0 TDI (E6A) [4D68] 09.1996-02.2000 MITSUBISHI GALANT 2.3 TD (A167) [4D65T] 09.1980-05.1984 MITSUBISHI GALANT 2.3 TD (A167V) [4D65555.5 DIESEL (K147) [4D56] 11.1986-08.1996 MITSUBISHI L 200 2.5 DIESEL 4WD (K24.347) [4D56] 11.1997-05.1999 MITSUBISHI L 200 2.5 TD (A167V) [4D65555.5 DIESEL (K147) [4D56] 11.1986-08.1996 MITSUBISHI L 200 2.5 TD (A167V) [4D65555.5 DIESEL (K147) [4D56] 11.1986-08.1996 MITSUBISHI L 200 2.5 TD (A167V) [4D65555.5 DIESEL (K147) [4D56] 11.1986-08.1996 MITSUBISHI L 200 2.5 TD (A167V) [4D65555.5 DIESEL (K147) [4D56] 11.1986-08.1996 MITSUBISHI L 200 2.5 TD (A167V) [4D65555.5 DIESEL (K147) [4D56] 11.1986-08.1996



C	S	FOTO REFERENCIAL	DESCRIPCIÓN	APLICACIÓN
VT-SP-116P	MITSUBISHI		ARRANCADOR HYUNDAI PORTER 12V 10T 2KW (VOLTEC PREMIUM) VOLTEC PREMIUM	HYUNDAI GALLOPER 2.5 TD [D4BF] 08.1991- HYUNDAI H-1 2.5 DIESEL STAREX [D4BB] 10.1997- HYUNDAI H-1 2.5 TD [D4BF] 03.2000-09.2000 HYUNDAI H-1 2.5 TD [D4BH] 10.1997- HYUNDAI H-1 STAREX D4BH] 11.2001- HYUNDAI H-1 2.5 TD STAREX 4WD 11.2001- HYUNDAI H100 2.5 DIESEL [D4BA] 07.1993-03.2000 HYUNDAI H100 P 2.5 DIESEL [D4BA] 07.1993-03.2000 HYUNDAI STAREX 2.5 TD [D4BF] 06.1999 D4BF] 02.1998- MITSUBISHI COLT 1.8 DIESEL (C54A) [4D65] 04.1988-05.19992 MITSUBISHI COLT 2.0 DIESEL (CA8) [4D68] 07.1992-02.2000 MITSUBISHI GALANT 1.8 TD (E34A) [4D65T] 12.199199199192). [4D68] 11.1992-10.1996 MITSUBISHI GALANT 2.0 TD (E6A) [4D68] 09.1996-02.2000 MITSUBISHI GALANT 2.3 TD (A167) [4D55T] 09.1980-05.1984 MITSUBISHI GALANT 2.3 TD (A167V) [4D55555.5 DIESEL (K14T) [4D56] 11.1986-08.1996 MITSUBISHI L 200 2.5 DIESEL 4WD (K24.34T) [4D56] 12.1987-05.1993 MITSUBISHI L 200 2.5 TD 4WD [4D65T] [4D65TAE 1996
VT-SP-163P	MITSUBISHI		ARRANCADOR MITSUBISHI FUSO 6D14 24V 11T 4.5KW (VOLTEC PREMIUM) CW VOLTEC PREMIUM	MITSUBISHI TRUCK FUSO 6.9L [6D10] [6D15] 1986-1991 MITSUBISHI FORKLIFT VARIOUS MODELS 1986-
S5107	MITSUBISHI		ARRANCADOR MITSUBISHI FUSO MODERNO 6D17 24V 11T 5KW CW (AS) CW AS	CARRETILLA ELEVADORA CATERPILLAR FK618 / DP115 MOTOR MITSUBISHI [6D17] 1994- KOBELCO SK370-IV / TADANO TR600XL-3
VT-SP-166P	MITSUBISHI		ARRANCADOR MITSUBISHI FUSO MODERNO 6D17 24V 11T 5KW (VOLTEC PREMIUM) CW VOLTEC PREMIUM	CARRETILLA ELEVADORA CATERPILLAR FK618 / DP115 MOTOR MITSUBISHI [6D17] 1994- KOBELCO SK370-IV / TADANO TR600XL-3
02-H0059R	MITSUBISHI		ARRANCADOR VOLVO FM FH 480 24V 12T 5.5KW CW (SKIND) 5.5KW SKIND	VOLVO TRUCK FM13 2014- VOLVO FH16 [D13K] VOLVO TRUCK FH13 2014-
S5417S	MITSUBISHI		ARRANCADOR MITSUBISHI FUSO 4M50 C/AUX 24V 11T 5KW CW (AS) CW AS	MITSUBISHI/FUSO ENGINE 4M50T 4M50T1 4M50
VT-SP-165P	MITSUBISHI		ARRANCADOR MITSUBISHI FUSO 4M50 C/AUX 24V 11T 5KW (VOLTEC PREMIUM) VOLTEC PREMIUM	MITSUBISHI/FUSO ENGINE 4M50T 4M50T1 4M50
VT-SP-167P	MITSUBISHI		ARRANCADOR MITSUBISHI 4M50 4M51 24V 11T 3.7KW (VOLTEC PREMIUM) VOLTEC PREMIUM	MITSUBISHI FORK LIFT 4M50/4M51 MITSUBISHI FUSO CANTER FE50E 4M51, 24V MITSUBISHI FUSO CANTER FE69E 4M51, 24V MITSUBISHI FUSO CANTER FE70D 4M50T MITSUBISHI FUSO CANTER FE82E 4M51 MITSUBISHI FUSO CANTER FG70D 4M50T3 MITSUBISHI FUSO CANTER FG73E 4M51 MITSUBISHI FUSO CANTER FG82D 4M50T3 MITSUBISHI FUSO FIGHTER FK71D 4M50T1 MITSUBISHI FUSO ROSA BE63D 4M50T MITSUBISHI FUSO ROSA BG64E 4M51 NISSAN CIVILIAN AHW41 4M50T NISSAN CIVILIAN AJW41 4M50T
S5108	MITSUBISHI		ARRANCADOR MITSUBISHI CAT S6E DP40 4 OREJAS 24V 10T 5KW CW (AS) CW AS	MONTACARGA CATERPILAR/ MITSUBISHI MOTORES:FD40/DP40/DP50



C	S	FOTO REFERENCIAL	DESCRIPCIÓN	APLICACIÓN
VT-SP-168P	MITSUBISHI		ARRANCADOR MITSUBISHI CAT S6E DP40 4 OREJAS C/AUX 24V 10T 5KW CW (VOLTEC PREMIUM) CW VOLTEC PREMIUM	MONTACARGA CATERPILAR/ MITSUBISHI MOTORES:FD40/DP40/DP50
S02-2082R	MITSUBISHI		ARRANCADOR DEUTZ VOLVO L60F 24V 12T 5.5KW (SKIND) CW SKIND	VOLVO L60F [D6E] 01.2008- MOTOR KHD MOTOR DEUTZ
VT-SP-169P	MITSUBISHI		ARRANCADOR DEUTZ VOLVO L60F 24V 12T 5.5KW CW (VOLTEC PREMIUM) CW VOLTEC PREMIUM	VOLVO L60F [D6E] 01.2008- MOTOR KHD MOTOR DEUTZ
S5209	MITSUBISHI		ARRANCADOR IVECO VOLVO 24V 12T 5.5KW (AS) CW AS	
114444	MITSUBISHI		ARRANCADOR MITSUBISHI L3E INDUSTRIAL EXCAVADORA 12V 14T 1.7KW CW (HC) CW THE CAR GO	CASE AG & INDUSTRIAL, EXCAVATORS - COMPACT CX17B MITSUBISHI L3E-W231KBS 2007, NEW HOLLAND OPE & AG & INDUSTRIAL, EXCAVATORS E18B MITSUBISHI L3E 15.2HP DSL 2007
S5469S	MITSUBISHI		ARRANCADOR MITSUBISHI L3E INDUSTRIAL EXCAVADORA 12V 14T 1.7KW CW (AS) CW AS	CASE AG & INDUSTRIAL, EXCAVATORS - COMPACT CX17B MITSUBISHI L3E-W231KBS 2007, NEW HOLLAND OPE & AG & INDUSTRIAL, EXCAVATORS E18B MITSUBISHI L3E 15.2HP DSL 2007
VT-SP-134P	MITSUBISHI		ARRANCADOR HYUNDAI HD65 24V 11T 5KW (VOLTEC PREMIUM) VOLTEC PREMIUM	HYUNDAI COUNTY, HD65, EURO3 [4D30] HYUNDAI HD 72 3.9 [D4DB] 09.2006- HYUNDAI HD 78 3.9 [D4DA] 09.2006-
S6116	NIPPON DENSO		ARRANCADOR ISUZU NIKKO NISSAN NF6 DENSO 24V 11T 4.5KW (AS) CW AS	
S9003	NIPPON DENSO		ARRANCADOR KIA BONGO K2700 12V 11T 2.2KW (AS) CCW AS	KIA BONGO 2.7 D 1999- 2665CCM J2/ KIA K2700 2.7 D SD 1999- 2665CCM J2/ KIA PREGIO 2.7 D TB 1997- 2665CCM J2



C	S	FOTO REFERENCIAL	DESCRIPCIÓN	APLICACIÓN
VT-SP-104P	NIPPON DENSO		ARRANCADOR KIA BONGO K2700 12V 11T 2.2KW CCW (VOLTEC PREMIUM) CCW VOLTEC PREMIUM	KIA BONGO 2.7 D 1999- 2665CCM J2/ KIA K2700 2.7 D SD 1999- 2665CCM J2/ KIA PREGIO 2.7 D TB 1997- 2665CCM J2
VT-SP-171P	NIPPON DENSO		ARRANCADOR PERKINS NIPPONDENSO CAT COPILOTO 12V 10T 2.5KW (VOLTEC PREMIUM) VOLTEC PREMIUM	CATERPILLAR VARIOUS MODELS 1992-2014 BARBER GREENE BG730 [3056T] CATERPILLAR 236B [3044C] 01.2003-12.2007 CATERPILLAR 246B [3044C] 01.2003-12.2007 CATERPILLAR 262B [3044C] 01.2003-12.2007 CATERPILLAR 267B [3044C] 01.2003-12.2007 CATERPILLAR 277B [3044C]
VT-SP-172P	NIPPON DENSO		ARRANCADOR TOYOTA DYNA 24V 11T 4.5KW (VOLTEC PREMIUM) VOLTEC PREMIUM	TOYOTA DYNA 200 3.0 D [B] 01.1984-12.1988 TOYOTA DYNA 200 3.4 D [3B] 01.1984-12.1988 TOYOTA DYNA 300 3.4 D [3B] 01.1984-12.1989
S6199(DENSO)	NIPPON DENSO		ARRANCADOR KUBOTA 12V 9T 1.0KW (DENSO) CW DENSO	AIXAM A721 0.4D 2005- 0400CCM KUBOTA Z402 AIXAM CITY SPORT 0.4D 2008- 0400CCM KUBOTA Z402 AIXAM COUPE' S 0.4D 2012- 0400CCM KUBOTA Z402 AIXAM CWOSSLINE 0.4D 2006- 0400CCM KUBOTA Z402 AIXAM CWOSSOVER 0.4D 2012- 0400CCM KUBOTA Z402 AIXAM GTO 0.4D 2012- 0400CCM KUBOTA Z402 AIXAM MEGA 600D 2005- 0599CCM KUBOTA Z602-E3B HUSQVARNA
VT-SP-117E	NIPPON DENSO		ARRANCADOR KUBOTA 12V 9T 1.0KW (VOLTEC) VOLTEC	AIXAM A721 0.4D 2005- 0400CCM KUBOTA Z402 AIXAM CITY SPORT 0.4D 2008- 0400CCM KUBOTA Z402 AIXAM COUPE' S 0.4D 2012- 0400CCM KUBOTA Z402 AIXAM CROSSLINE 0.4D 2006- 0400CCM KUBOTA Z402 AIXAM CROSSOVER 0.4D 2012- 0400CCM KUBOTA Z402 AIXAM GTO 0.4D 2012- 0400CCM KUBOTA Z402 AIXAM MEGA 600D 2005- 0599CCM KUBOTA Z602-E3B HUSQVARNA HUV4421DXP 2006- 0719CCM KUBOTA D722 KUBOTA F2880 2008- 1261CCM KUBOTA D1305 KUBOTA F3680 2006-2013 1498CCM KUBOTA V1505 KUBOTA G21 2008- 0778CCM KUBOTA D782 KUBOTA GZD21 2003- 0778CCM KUBOTA D782 KUBOTA TG1860 RIDING MOWER 1997- D722E-GX 13KW KUBOTA U10-3 2003-2009 0719CCM KUBOTA D722 KUBOTA VARIOUS MODELS - KUBOTA ENGINES D782 - 0778CCM 21HK KUBOTA ENGINES VARIOUS MODELS - KUBOTA ENGINES Z402 DIESEL - 0400CCM KUBOTA TRAC TRIO 2005- 590CCM KUBOTA Z602-E3B
02-A0057R	NIPPON DENSO		ARRANCADOR TOYOTA 3L 5L 12V 10T 2KW CW (SKIND) CW SKIND	TOYOTA DYNA 2.4 DIESEL 100 (LY100) 05.1995- 08.2001 TOYOTA DYNA 2.8 DIESEL 150 (LY61)[3L] 09.1993-05.1995 TOYOTA HIACE 2.4 DIESEL (LH102) 08.1993-03.1998 TOYOTA HIACE 2.4 DIESEL (_H10_) [2L] 08.1993-08.1995 TOYOTA HIACE 2.4 TD (H18, 22)[2L-T] 08.1995-08.2001 TOYOTA HIACE 2.4 TD 4WD (H18, 22)[2L-T] 08.1995- TOYOTA HILUX 2.4 DIESEL (IN108)[2L] 08.1993-08.2001 TOYOTA HILUX 2.4 TD
STN1089	NIPPON DENSO		ARRANCADOR TOYOTA 3L 5L 12V 10T 2KW CW (HEB) CW SKIND	TOYOTA DYNA 2.4 DIESEL 100 (LY100) 05.1995- 08.2001 TOYOTA DYNA 2.8 DIESEL 150 (LY61)[3L] 09.1993-05.1995 TOYOTA HIACE 2.4 DIESEL (LH102) 08.1993-03.1998 TOYOTA HIACE 2.4 DIESEL (_H10_) [2L] 08.1993-08.1995 TOYOTA HIACE 2.4 TD (H18, 22)[2L-T] 08.1995-08.2001 TOYOTA HIACE 2.4 TD 4WD (H18, 22)[2L-T] 08.1995- TOYOTA HILUX 2.4 DIESEL (IN108)[2L] 08.1993-08.2001 TOYOTA HILUX 2.4 TD
VT-SP-173E	NIPPON DENSO		ARRANCADOR TOYOTA 3L 5L 12V 10T 2KW CW (VOLTEC) CW VOLTEC	TOYOTA DYNA 2.4 DIESEL 100 (LY100) 05.1995- 08.2001 TOYOTA DYNA 2.8 DIESEL 150 (LY61)[3L] 09.1993-05.1995 TOYOTA HIACE 2.4 DIESEL (LH102) 08.1993-03.1998 TOYOTA HIACE 2.4 DIESEL (_H10_) [2L] 08.1993-08.1995 TOYOTA HIACE 2.4 TD (H18, 22)[2L-T] 08.1995-08.2001 TOYOTA HIACE 2.4 TD 4WD (H18, 22)[2L-T] 08.1995- TOYOTA HILUX 2.4 DIESEL (IN108)[2L] 08.1993-08.2001 TOYOTA HILUX 2.4 TD
VT-SP-173P	NIPPON DENSO		ARRANCADOR TOYOTA 3L 5L 12V 10T 2KW CW (VOLTEC PREMIUM) CW VOLTEC PREMIUM	TOYOTA DYNA 2.4 DIESEL 100 (LY100) 05.1995- 08.2001 TOYOTA DYNA 2.8 DIESEL 150 (LY61)[3L] 09.1993-05.1995 TOYOTA HIACE 2.4 DIESEL (LH102) 08.1993-03.1998 TOYOTA HIACE 2.4 DIESEL (_H10_) [2L] 08.1993-08.1995 TOYOTA HIACE 2.4 TD (H18, 22)[2L-T] 08.1995-08.2001 TOYOTA HIACE 2.4 TD 4WD (H18, 22)[2L-T] 08.1995- TOYOTA HILUX 2.4 DIESEL (IN108)[2L] 08.1993-08.2001 TOYOTA HILUX 2.4 TD



C	S	FOTO REFERENCIAL	DESCRIPCIÓN	APLICACIÓN
S6055	NIPPON DENSO		ARRANCADOR MERCEDES SPRINTER 311 DENSO 12V 12T 1.8KW (AS) CW 	MERCEDES BENZ SPRINTER 311 2011-> MERCEDES BENZ SPRINTER 415 2011-> MERCEDES BENZ SPRINTER 515 2011->
S6216S	NIPPON DENSO		ARRANCADOR ISUZU TROOPER S/DENSO 12V 9T 2.2KW (AS) CW 	GMC S15 2.2 01.1984-01.1985 CHEVROLET LUV 2.2 DIÉSEL 01.1981- ISEKI 4451 08.1991-12.1996 ISUZU CAMPO 2.2 DIÉSEL [C223] 04.1986-12.1990 OPEL CAMPO 2.2 DIÉSEL [C223] 08.46.198 7 CAMPO8 2.2 DIÉSEL 4X4 [C223] 08.1987-08.1996 ISUZU CAMPO 2.2 DIÉSEL 4WD [C223] 04.1986-12.1990 ISUZU NKR 2.8 DIÉSEL [4JB1] 01.1985-12.1996 ISUZU TROOPER 2.2 4WD [C223] 05.1984-10.1988 2.2 DIÉSEL3 TROOPER3 1983 ISUZU TROOPER 4WD) 851.91.2 DIÉSEL 0,1988 ISUZU SOLDADO 2.2 TD [C223T] 03.1984-10.1988 CHEVROLET S10 2.2 01.1984-01.1985 CHEVROLET S10 2.2 BLAZER 01.1984-CUMMINS B3.3 2004-KOMATSU WA70-6 [4D92LEW-5] GROUNDMASTER MMIN3 B3.3 2008-
S02-2606N	NIPPON DENSO		ARRANCADOR CUMMINS ISB 6.7L 24V 10T 4.8KW (SKIND) 	MOTOR CUMMINS ISB 6.7L
S6276S	NIPPON DENSO		ARRANCADOR NEW HOLLAND C190 3 OREJAS 12V 10T 3KW CW (AS) CW 	CARGADOR DE DIRECCIÓN DESLIZANTE CASE, CARGADOR DE ORUGAS CASE, TRACTOR CASE - GRANJA, CARGADOR NEW HOLLAND
VT-SP-179P	PRESTOLITE		ARRANCADOR FOTON KING LONG PRESTOLITE 24V 12T 6KW CW (VOLTEC PREMIUM) CW 	KING LONG - XMQ6900Y CUMMINS EQB210-20 /CUMMINS B5.9/ CUMMINS ISBE4 225 CUMMINS B SERIES BCI BUS
VT-SP-132P	PRESTOLITE		ARRANCADOR VOLKSWAGEN PRESTOLITE MODASA 12V 12T 3.0KW (VOLTEC PREMIUM) 	VOLKSWAGEN PRESTOLITE MODASA
VT-SP-194P	PRESTOLITE		ARRANCADOR JAC 3090 COPILOTO 24V 11T 6KW CW (VOLTEC PREMIUM) CW 	WEICHAI WP6 SERIAL ENGINES WEICHAI WP7 SERIAL ENGINES
S9076	SAWAFUJI		ARRANCADOR HINO 300 500 J08C 24V 11T 5KW CW (AS) CW 	HINO J08C S05C HINO/KOBELCO INDUSTRIAL ENGINES
S9128	SAWAFUJI		ARRANCADOR HINO J06C J07C 24V 11T 5KW CW (AS) CW 	HINO FD1J J06C 1999-2003; HINO FD1J J07C 1999-2003; HINO FE1J J06C 1999-2003; HINO FE1J J07C 1999-2003; HINO KK-FC1 J06C 1999-2003; HINO KK-FC1 J07C 1999-2003; HINO KK-FC3J J06C 1999-2003; HINO KK-FC3J J07C 1999-2003



C	S	FOTO REFERENCIAL	DESCRIPCIÓN	APLICACIÓN
VT-SP-184P	SAWAFUJI		ARRANCADOR HINO 700 24V 11T 6KW (VOLTEC PREMIUM) VOLTEC PREMIUM	HINO 700 FE1E/FN1E/FR1E/K13C/K13D (E13C)-2007 E13C... KSFS1E... KSFQ1E... FR1E... FN1E... FE1E... SH1E... SS1E... RU1E P11C HINO 700 [3KC1] 01,2007-
S9264	SAWAFUJI		ARRANCADOR NISSAN FD6 24V 11T 6KW CW (AS) CW AS	NISSAN RF8 / [MD92] ENGINES
VT-SP-185P	SAWAFUJI		ARRANCADOR NISSAN FD6 24V 11T 5.5KW (VOLTEC PREMIUM) CW VOLTEC PREMIUM	HINO EC100 EH100 DM100 DQ100 EH300 EH700 H06C H06CT H07 H07CT H07CT(A) H07D H08C
S9146	SAWAFUJI		ARRANCADOR NISSAN LIFT TRUCK FD6 24V 11T 4.5KW CW (AS) CW AS	NISSAN LIFT TRUCK F05 W/ FD6 , FE6 DIESEL ENGINE, NISSAN LIFT TRUCK YE03, YGF03 W/ SD33T DIESEL ENGINE // CABSTAR NISSAN CABSTAR 5.7 D 01.1985- NISSAN UD50 NISSAN UD60 NISSAN UD70 NISSAN UD80 NISSAN UD85 NISSAN UD90 NISSAN UD95

